

**Comhairle Contae  
Fhine Gall**  
Fingal County  
Council



# **Comhairle Contae Fhine Gall Buiséad Bliantúil**

Fingal County Council  
Annual Budget

# 2017



**Comhairle Contae Fhine Gall**  
Fingal County Council



# Annual Budget 2017

for year ending 31st December 2017

**ADOPTED 08/11/2016**





# ANNUAL BUDGET 2017

## CONTENTS

	Page
Chief Executive's Report .....	1
Financial Analysis .....	9
Statutory Tables A – E.....	19
STATUTORY TABLES F	
Division A – Housing and Building.....	31
Division B – Road Transport and Safety.....	39
Division C – Water Services.....	44
Division D – Development Management .....	48
Division E – Environmental Services.....	58
Division F – Recreation and Amenity.....	65
Division G – Agriculture, Education, Health & Welfare .....	73
Division H – Miscellaneous Services.....	77
Certificate .....	84
Central Management Charge – Appendix 1 .....	85
Local Property Tax Allocation 2017 – Appendix 2 .....	86



**Comhairle Contae Fhine Gall**  
Fingal County Council



## CHIEF EXECUTIVE'S REPORT







# TO THE MAYOR AND MEMBERS

## FINGAL COUNTY COUNCIL

### ANNUAL BUDGET - 2017

#### INTRODUCTION

The attached draft Budget for the financial year 2017 has been prepared in the statutory format and in consultation with the Corporate Policy Group for consideration by the Elected Members. The process of compiling the budget involves a number of key stages which includes:

- Consultation with the Corporate Policy Group to consider budget strategy, local property tax rate and the budget detail at various stages of completion.
- The consideration by the Elected Members of the impact of a variation of the Local Property Tax rate.
- Detailed reviews of all aspects of the budget with Directors and Budget Holders.
- Submission of preliminary estimates of current and capital income and expenditure to the DHPCLG by the 23<sup>rd</sup> September 2016.

The final stage in the budget process is consideration of the budget as presented, by the Elected Members, at the Annual Budget Meeting which is scheduled for the 8<sup>th</sup> November 2016.

#### RESERVED FUNCTIONS OF ELECTED MEMBERS

The Members have a number of reserved functions in relation to the budget process as follows:

##### **Local Property Tax**

The Members have the power to vary the Local Property Tax Rate (Local Adjustment Factor) by a factor of plus/minus 15%.

##### **Adoption of Budget**

The Members may adopt the Budget with or without amendment and must approve the sums provided for transfer to the Capital account.

##### **Determination of Rate**

A separate motion in relation to the determination of the Annual Rate on Valuation (ARV) must be considered by the Members at the Budget Meeting.

##### **Rates on Vacant Premises**

In accordance with Section 31 of the Local Government Reform Act 2014 the Members have the power to determine the proportion of rates refunds applicable on vacant commercial premises.

#### ECONOMIC OUTLOOK

As we approach 2017, the national and Dublin region economies are continuing to recover well. As a small open economy, Ireland is sensitive to external shocks such as

general global trading conditions and the uncertainty surrounding the UK's decision to leave the EU. Nevertheless, from a domestic standpoint, strong investment and consumer spending are continuing to spur economic growth.

For 2016, growth in Gross Domestic Product is forecast to be 4.2%, with a slight moderation of 3.5% growth forecast for 2017 still representing strong economic expansion. This is also reflected in the labour market where in the year to Q2 2016, the number of people in employment increased by 56,200 and surpassed 2,000,000 for the first time since Q4 2008. From a regional perspective, Dublin continues to drive national performance. While there has been a slight increase in the regional unemployment rate to 7.9% in Q2 2016, the number of people in employment saw a year-on-year increase of 25,600.

However, there are also challenges facing the local and national economy. The uncertainty surrounding the recent Brexit referendum is a challenge for forward planning. As at national level, Britain is a very important trading partner for Fingal's enterprise base. The recent changes in the value of sterling have made Irish products exported to the UK more expensive and made imports from the UK cheaper thereby placing increased importance on maintaining productivity and lean manufacturing. This is a significant challenge for enterprise in Fingal, given the strong SME and agri-food presence in the County. In addition, policy-makers must remain vigilant to issues such as housing supply, infrastructure capacity and talent availability.

Despite these challenges, the overall economic outlook for Dublin - and for Fingal - remains positive. While the Brexit referendum will bring challenges, it will also afford much opportunity. As a region, Dublin will be working to harness these opportunities and Fingal County Council will endeavour to ensure that the County is ready to capitalise on any opportunities that will present themselves. The stimulus effect that this budget will have on the County will assist in consolidating growth in the local economy and support local employment creation into 2017 and beyond. This is discussed further below.

## **THE ECONOMIC STIMULUS OF BUDGET 2017**

### **Understanding the types of economic impact**

The stimulus impacts of Budget 2017 has been estimated in order to understand the wider economic footprint of Council activities. In 2017 the Council is projected to spend €216 million on current expenditure. This will fund the day-to-day operations of the Council as well as contribute to the advancement of the County's Capital Programme. Capital expenditure is projected to amount to €241 million over three years (2016 - 2018), and was €115m in 2015.

The economic impact of Fingal County Council's expenditure is a function of the levels and areas of spend by the Council. This expenditure directly benefits those industries and businesses that provide goods and/or services to the County, as well as the entire economy indirectly through increased consumption and employment in secondary industries. The economic impacts in the Fingal model are comprised of direct expenditure effects and other impacts, namely:

- ❑ Direct effects/impacts;
- ❑ Indirect effects/impacts; and,
- ❑ Induced effects/impacts.

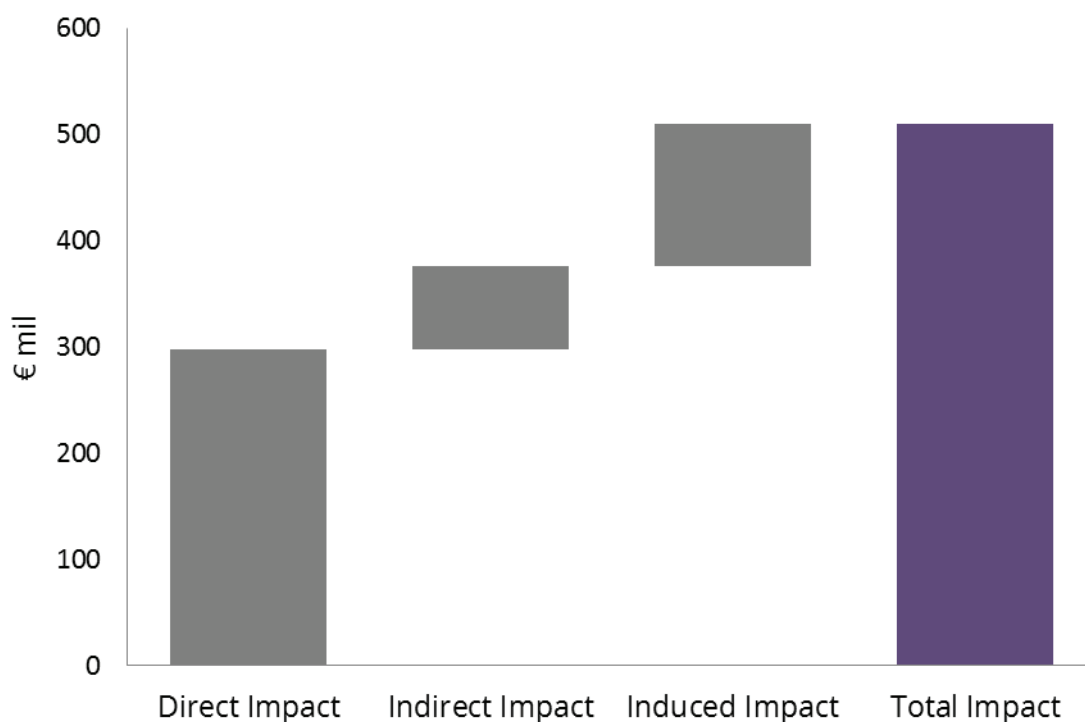
The so-called 'direct' economic effects of activities of the Council are those that result from the immediate expenditure by the Council. The sales to, and employment provided by, local building contractors hired by the Council is an example of these direct economic effects.

This increase in business demand has its own set of effects on the economy in the form of revenue to sub-suppliers, taxation and employment. These are the indirect effects ultimately originating from the Council's public expenditure but not in direct receipt of such. Using the same example as above, the revenues earned by suppliers of the Council's building contractors are the equivalent indirect effects. Indirect effects are an important factor to consider in an economic impact analysis, as they capture important knock-on employment and output effects which are not directly recorded by Fingal County Council and for which the Council is not directly involved. Induced effects arise from the increase in household income and related consumption due to direct and indirect effects.

### Economic output

Output and expenditure measure the value of total sales for a particular economic activity. The results for Fingal County Council's expenditure for the proposed Budget for 2017 for current expenditure, and in terms of the indicative capital allocation, are presented in the Figure1.

**Figure 1 Contribution of FCC spending to economic output**



Source: Indecon International Economic Consultants

Figure 1 should be interpreted as follows. In aggregate, the current Budget for 2017 suggests aggregate current expenditure of €183 million, consisting of expenditure on goods and services (€103m) and expenditure on payroll (incl. pensions and gratuities) for Fingal County Council staff (€79m). Further, the indicative figures for capital expenditure (informed by the 2015 outturn) shows that there was €115m of expenditure. These expenditures in turn have two rounds of impacts:

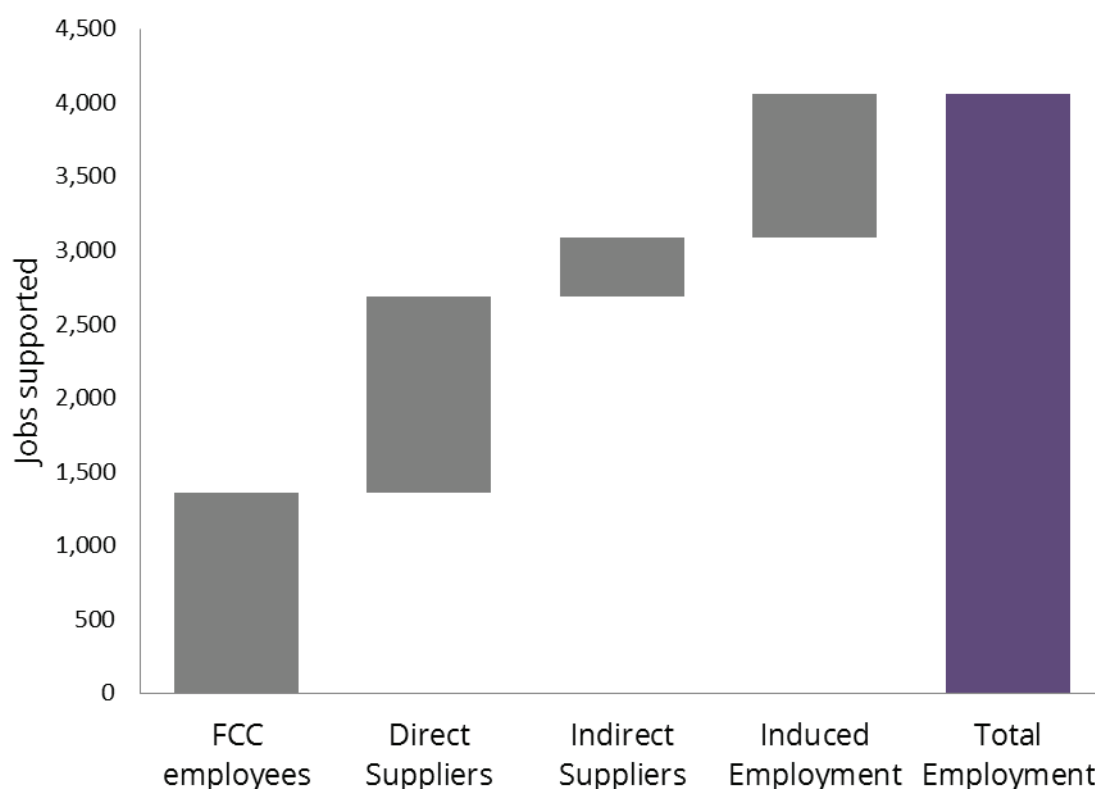
- **Indirect Impact:** Expenditure by the Council induces suppliers to increase their purchases of inputs. In total, an additional €78m of output arises from this activity;
- **Induced Impact:** Council expenditure also results in increases in household income, which in turn results in increased demand for goods and services of €134m.

Finally, the total output impact is calculated by aggregating across the different impacts. It shows that expenditure would be expected to result in an aggregate €511m of additional economy-wide output. This corresponds to an output multiplier of 1.71. Put another way, each additional €1 of current and capital expenditure by Fingal County Council results in an additional output in the economy of €1.71.

### Employment impacts

Using a similar approach, the contribution of Fingal County Council (FCC) activities to total economy employment has been estimated. The chart below presents the results. Employment impacts include direct employment by FCC and the range of jobs supported downstream in the economy associated with additional spending by suppliers and households.

**Figure 2** Employment impact of FCC spending



Source: Indecon International Economic Consultants

As can be seen from Figure 2, every job in the Council is associated with around two additional jobs elsewhere in the economy, pointing to a substantial economic impact.

### **Wider economic impact**

While these expenditure-related impacts are highly important to the local economy, the economic and social impact of Fingal County Council's activity goes far beyond this, and has a profound impact on the households and businesses in the region and beyond. Selected examples of catalytic impacts include the following:

- **Dublin Enterprise Zone:** International research exists showing that the provision of Industrial Parks can significantly boost local levels of economic activity. In addition, the Council directly provides many other enabling infrastructures which are critical for attracting modern business.
- **Tourism Promotion:** The Council has a significant programme of work in attracting tourists to the region, whose expenditure has a knock-on effect on the regional economy.
- **Promotion of indigenous employment:** The Fingal Local Enterprise Office supports the development of SMEs in the County through Business Advice & Mentoring, Training for Small Businesses, Financial Supports, Networking Events, Trading Online Vouchers and Enterprise Education.
- **Promotion of Quality of Life:** Much of the activity of Fingal County Council surrounds issues relating to quality of life. The OECD's 'Better Life' Index identifies 11 aspects which they measure to assess overall quality of life, of which Fingal County Council has a significant programme of activity in nine.

### **LOCAL PROPERTY TAX VARIATION**

The Elected Members resolved, at the Council meeting on 12<sup>th</sup> September 2016, to reduce the basic rate of the Local Property Tax (LPT) by 15% following consideration of a statutory report covering:

- The local authority's estimation of the income it will receive and the expenditure it will incur in the period for which the varied rate is to have effect.
- The financial position of the local authority.
- The financial effect of the varied rate.
- Feedback from the consultation held.

The effect of this decision for property owners (liable persons) in Fingal is that they will pay the same amount of LPT in 2017 as they did in 2016. The financial impact for the Council is that discretionary LPT income is maintained at the same level as 2016 but that further discretionary income of €5.7m is foregone.

### **CONSULTATION PROCESS – BUDGET 2017**

Consultation with the Corporate Policy Group (CPG) during the Budget and LPT process has been a key element of the budget preparation. Because of the additional aspects of the Budget that the Members must now consider, including the variation of

the Local Property Tax rate and commercial rates vacancy refund rate, meetings with the CPG on these issues and on budget strategy have been ongoing since early in the year. The consultation process with the Corporate Policy Group is an integral and important element of the budgetary process and I am very much obliged for the constructive engagement from every Member of the group.

## HOUSING

The Housing Department is a high spending and high income department reflecting the range of social housing supports provided to those unable to provide accommodation for themselves from their own resources.

The 2017 Housing budget represents 25% of the Council's overall expenditure budget and Housing Department sourced income represents over 50% of the Council's internal funding from Goods and Services and Central Government funding.

### **Social Housing Strategy / Re-building Ireland**

The Social Housing Strategy 2020, tasked Fingal with providing 1,376 social units during the period 2015 to 2017 through construction, acquisition, rental accommodation scheme and the social housing current expenditure programme. The Action Plan for Housing and Homeless published by Government in July 2016 sets a national target to deliver 47,000 units of social housing by 2021 which represents a 35% increase on the target set under the Strategy 2020.

Achieving the aim of accelerated delivery, as set out in the Plan, will be through the five pillars of the Plan:

1. Address Homelessness
2. Accelerate Social Housing
3. Build More Homes
4. Improve the Rental Sector
5. Utilise Existing Housing

While the capital investment in the provision of social housing is contained in the Council's Capital Programme, the revenue budget also plays a part in the delivery and support of social housing under the pillars of the Plan.

In the area of homelessness - the Council continues to fund the management and prevention of homelessness and expenditure of €2.1m is budgeted for this service in 2017.

The increased expenditure provision of €3.2m demonstrates the level of activity between the Council and Approved Housing Bodies (AHBs) in the provision of social housing by way of the current expenditure programme leasing facility. Expenditure under this programme is recoupable from the Department of Housing, Planning, Community and Local Government.

The Rental Accommodation Scheme (RAS) and Long Term Lease programmes remain important sources of social housing provision with expenditure recoupable from the Department of Housing, Planning, Community and Local Government.

With regard to the utilisation of existing housing stock, the repair and re-letting of unoccupied homes was prioritised in 2016 and this will continue in 2017. The Council continues to provide investment in the maintenance/upkeep of Council housing stock by way of the transfer to capital provision of €2.5m to fund an extensive capital refurbishment programme.

### **BUDGET OBJECTIVES 2017**

The Draft Annual Budget for 2017 provides for a significant and continued level of investment in the social, economic and cultural fabric of this County. It sets out to deliver on a number of core objectives:-

1. Continue our investment in the Housing and Community areas.
2. Maintain our enhanced level of investment to improve service delivery.
3. Develop the economic and community plan for Fingal that supports job creation, tourism and sustainable communities.

As well as the housing investment as outlined above it specifically provides for investment in the following key areas:-

- An investment of €5.4m in our operational works programme for 2017 as follows:-

Restoration Improvement Schemes	€2,537,000
Restoration Maintenance Schemes	€ 900,000
Special Works Programme (Footpaths & Drainage)	€ 750,000
Special Works Programme (Traffic)	€ 750,000
Special Works Programme (Public Lighting)	€ 100,000
Special Works Programme (Parks)	€ 400,000
- €450k for Burial Ground Development.
- €100k to build up fund for Emergency Coastal Protection.
- €150k to build up fund for Bridge Maintenance works.
- €500k Public Lighting Energy Efficient (LED) replacement programme.
- €1.4m in continued transfers to capital to assist with the development and improvement of Historic Tourism Assets.
- €616k in funding to specifically promote Fingal County as a tourism destination.
- €1.0m for the delivery of events such as St. Patrick's Day, Dublin Bay Prawn Festival, Flavours of Fingal, Swords Summerfest as well as community/voluntary events throughout the County.

## ACKNOWLEDGEMENTS

I would like to thank the Elected Members of the Council for their support and to record my appreciation to the Mayor, Councillor Darragh Butler and his predecessor Councillor David O'Connor for their commitment to the special responsibilities of the office and for their courtesy and co-operation, along with the Corporate Policy Group in undertaking the business of the Council during 2016. I look forward to continuing to work in partnership with the Elected Members on the delivery of a high quality public service for the citizens of Fingal County Council.

I would like to pay tribute to all the staff for their commitment and enthusiasm in the delivery of services to the people of Fingal. The preparation of the Budget is a difficult and demanding task co-ordinated by the Finance Department and involving all Departments throughout the Council. In this regard, I would like to thank all the staff involved in the preparation of the Budget.

## CONCLUSION

I'm confident that Fingal has developed strengthened relationships with key Government Departments, officials, state agencies and wider stakeholders to support a growing economy focus on building diverse communities that we are all proud of.

The Budget has been prepared following detailed consideration of all spending requirements and having regard to the objectives we have set in our Corporate Plan. Meeting the demands for increased levels of services and investment in key assets against a background of modest buoyancy in some income areas, remains a challenge. The Budget will however, support the Council in maintaining and improving on the services that we deliver to all of our key stakeholders.

**I recommend the Budget for adoption.**



**Paul Reid**  
**Chief Executive**  
November 2016



**Comhairle Contae Fhine Gall**  
Fingal County Council



## FINANCIAL ANALYSIS





## FINANCIAL ANALYSIS

### Prescribed Budgetary Period

The Minister for Housing, Planning, Community and Local Government has determined the period 1<sup>st</sup> November 2016 to 30<sup>th</sup> November 2016 as the prescribed period for County Councils for the holding of the 2017 Budget Meeting. The statutory Budget Meeting will be held on 8<sup>th</sup> November 2016 and the Budget must be adopted within a period of 14 days commencing on that date. The final date for the adoption of the Budget is therefore 21<sup>st</sup> November, 2016.

### Outturn 2016

The projections are that the revenue account for the year 2016 will be brought in on balance. The review projected a positive outturn for 2016 arising from increased incomes and reduced costs including reductions in Payroll, Gratuities, Loan Charges and Energy with additional income buoyancy in the areas of NPPR, Rents and other miscellaneous income. The combination of expenditure reductions and increased income has allowed us to allocate additional monies to fund capital projects as set out in the Capital Programme.

### The Budget

The Draft Budget for the year ending 31st December 2017 is set out in the prescribed format. The Budget provides for a total expenditure of €215,953,800 and income of €94,768,600. Income sources which are detailed on page 17 of the budget book includes housing rents, loan repayments, fees, charges, grants and recoupments. When this income is taken into account, it leaves a net requirement of €121,185,200 to be funded from commercial rates and local property tax allocation.

As the Members voted at the September meeting to reduce the LPT rate by 15%, foregoing an additional €5,717,668 of income, the discretionary funding (excluding LPT baseline) available from the LPT is €1,905,889. The discretionary element of the Local Property Tax allocation, including the 2017 LPT baseline of €3,699,275 in respect of the Revenue Budget, is estimated at €5,605,200, leaving a balance of €115,580,000 to be levied from commercial rates. This amount requires an annual rate on valuation (ARV) of 0.144 for 2017.

### COMMERCIAL RATES

Commercial rates income for 2017 is projected at €115.6m on the basis of no increase in the current Annual Rate on Valuation (ARV) of 0.144. Rates income for 2016 is projected at €115.6m. The grant in lieu of rates on the water network, which is a commitment from DHPCLG in respect of 2017, is reflected in Division H income.

While it is not possible to compare our “rate” to majority of other Local Authorities due to the nature of the revaluation process, it is fair to say that this Council has reduced the overall rates burden for ratepayers in Fingal since the County was revalued for rating purposes in 2010. Fingal continues to have the lowest rate factor of all the four Dublin Local Authorities. It is also worth noting that Fingal County Council has the highest compliance rate in the country in terms of rate collection with over 96% collection in 2015.

It is recommended that the ARV for 2017 be maintained at its current level of 0.144 – this would be the sixth year in succession that the rate has been maintained without an increase.

## RATE BANDS

Rate Band		No of Accounts	% of Accounts	Cumulative		Current Rates		Cumulative Rates	
From €	To €			A/Cs	%	€	%	€	%
0	1,000	423	7.08%	423	7.08%	€268,113	0.23%	€268,113	0.23%
1,001	5,000	2,866	47.92%	3,289	55.00%	€8,059,721	6.97%	€8,327,834	7.21%
5,001	10,000	1,130	18.89%	4,419	73.89%	€7,653,857	6.62%	€15,981,691	13.83%
10,001	50,000	1,209	20.22%	5,628	94.11%	€27,486,754	23.78%	€43,468,445	37.61%
50,001	100,000	213	3.56%	5,841	97.67%	€14,867,193	12.86%	€58,335,638	50.47%
100,001	500,000	123	2.05%	5,963	99.72%	€21,871,624	18.92%	€80,207,262	69.40%
> 500,000		17	0.28%	5,980	100.00%	€35,372,738	30.60%	€115,580,000	100.00%
		<b>5,980</b>	<b>100.00%</b>			<b>€115,580,000</b>	<b>100.00%</b>		

## RATES ON VACANT PROPERTIES

Section 31 of the Local Government Reform Act 2014 gives a new reserved function to the Elected Members in relation to the proportion of rates refund applicable on vacant properties. Currently a full (100%) refund applies in the Fingal area. The legislation provides that the Elected Members can, as a reserved function, “*specify a local electoral area or electoral areas within its administrative area where owners of vacant premises shall be entitled to claim and receive a refund of differing proportion of the County rate*” and “*determine the proportion of the refund to apply in respect of each local electoral area(s)*”.

A report on this matter was brought to and discussed by the Members at the October 2015 Council meeting following consideration by the Corporate Policy Group on the matter. A presentation was also made at the meeting by Mr. Anthony Foley of DCU in respect of the report he produced and which was circulated to the Members on this issue.

It was agreed by Members that there would be no alteration in the proportion of refund to be applicable for 2016 and that a 75% refund apply for 2017. All commercial rate payers were notified in March / April 2016 of a possible change in the vacancy rates for 2017. A meeting was held with Mr Foley again in September 2016 and he advised us that his view in relation to the rates on vacant properties remains unchanged.

## RATES VACANCY STATISTICS 2015

Local Electoral Area	Vacant properties, number of premises	Total number of commercial premises	Vacant properties as % of total
Balbriggan	168	1035	16.3
Castleknock	71	728	9.8
Howth/Malahide	107	1224	8.7
Mulhuddart	177	1340	13.2
Swords	251	1653	15.2
Fingal	774	5980	12.9

## LOCAL PROPERTY TAX ALLOCATION

Circular Fin 07/2016 dated 20<sup>th</sup> October 2016 advised the Council of the revised provisional Local Property Tax Allocation of €24,776,560 following the decision of the Elected Members to reduce the basic rate of LPT by 15%. It also advised how the amount of €19,171,396 to “self-fund” some services in Housing and Roads was to be provided for.

An analysis of the Local Property Tax Allocation is as follows:

LOCAL PROPERTY TAX ALLOCATION - 2017	
	€
100% Local Property Tax Allocation 2017	38,117,785
Less 20% to Equalisation Fund	7,623,557
LPT - 80% retained locally	<b>30,494,228</b>
2017 Local Property Tax Base Line	3,699,275
2017 Surplus (LPT Retained Locally - 2017 LPT Baseline)	26,794,953
Discretionary Funding	7,623,557
Less 15% reduction	5,717,668
Remaining Discretionary Funding	<b>1,905,889</b>
<b>Revised LPT Allocation 2017 (post decision to vary rate)</b>	<b>24,776,560</b>
TO BE ALLOCATED AS FOLLOWS:	
<b>REVENUE ACCOUNT</b>	
<i>Total Housing LPT (Revenue a/c)</i>	2,500,000
<i>Total Roads LPT (Revenue a/c)</i>	3,914,446
Discretionary Funding	5,605,164
<b>TOTAL LPT IN REVENUE ACCOUNT 2017</b>	<b>12,019,610</b>
LPT allocated to Housing Capital Projects	12,756,950
<b>TOTAL ALLOCATION OF LPT (80%)</b>	<b>24,776,560</b>

While the 2017 Budget has been prepared without any increase in either LPT or commercial rates further consideration to a possible increase in these sources of revenue for 2018 will have to be made next year.

## PAYROLL

While the Council's payroll costs (wages and salaries) have reduced significantly since 2008, payroll costs for 2017 are increasing. Currently posts are being filled on a case by case basis as part of a targeted recruitment drive with the approval of Department of Housing, Planning, Community & Local Government. The payroll costs (salaries and wages) for 2017 are estimated at €65m.

Year	Wages (WTE)	Wages €	Salaries (WTE)	Salaries €	Pensioners	Pensions €
2008	617	31,794,000	973	54,530,300	551	6,010,700
2016 Adopted	507	22,068,700	775	42,924,500	840	11,059,400
2016 Outturn	476	20,726,500	748	41,441,400	866	11,248,700
2017	489	21,035,200	791	43,935,800	889	11,608,400

## IRISH WATER

The Council continues to work with Irish Water in providing water services in accordance with the Service Level Agreement (SLA) and the agreed Annual Service Plan. The meetings to agree budgets and annual service plans with Irish Water will not be concluded until later in November. The majority of expenditure in Water Services is now procured on Irish Water's financial management system and is not reflected in the costs of the Council. The main costs which are reflected in Division C relate to payroll, water pricing loan repayments, insurance costs and some energy costs.

It is expected that all reasonable costs incurred by the Council in the provision of water services under the terms of the Service Level Agreement, will be met by Irish Water and this is the position that is reflected in Budget 2017. The Council's 2017 costs on surface water and historical water costs amounts to €1.5m and this includes rates on the surface water network of €983k.

## FIRE SERVICE

By agreement, the Fire Service for the four Dublin Local Authorities is provided by Dublin City Council. The net cost of the service is shared between the Authorities, taking into account the population of Fingal as a percentage of four Dublin Authorities, the number of households in each administrative area and the rateable valuation. Fingal's share of the cost of the service in 2017 is estimated at €19.3m and reflects an increase of €439k on 2016 budget, an issue which continues to be a cause of concern. The apportionment of the Fire Services costs between the four Dublin Authorities is as follows:

Local Authority	Budget 2016		Revised 2016		Budget 2017	
	Net Cost	Apportioned %	Net Cost	Apportioned %	Net Cost	Apportioned %
Dublin City Council	47,174,954	47.85	47,352,461	47.69	47,568,948	47.69
Fingal County Council	18,872,100	19.14	18,943,123	19.36	19,310,858	19.36
South Dublin County Council	18,219,802	18.48	18,288,359	18.42	18,373,244	18.42
Dun Laoghaire Rathdown	14,330,123	14.13	14,384,043	14.53	14,493,118	14.53
	<b>98,596,979</b>	<b>100</b>	<b>98,967,986</b>	<b>100</b>	<b>99,746,168</b>	<b>100</b>

## FINANCIAL EMERGENCY MEASURES IN THE PUBLIC INTEREST (FEMPI) UNWINDING

The Department of Housing, Planning, Community & Local Government engaged with the Department of Public Expenditure and Reform in respect of the costs of FEMPI unwinding that will arise in 2017, specifically in relation to increases in rates of pay and PSPR for existing staff. They agreed a sectorial wide grant of approximately €20m. The final allocation to individual authorities will be the Council's proportional share of the available funding which will be calculated on the basis of the actual increased costs in 2017. As part of the Budget process, we have allowed €750k in the 2017 budget.

## SERVICE SUPPORT COSTS

All divisions include an apportionment of general administration costs and overheads not directly chargeable to a specific division. The costs are set out in Appendix 1 and amount

to €41.9m for 2017. These costs are grouped as 'service support costs' and include office accommodation expenses, salaries not directly chargeable to a particular division, pensions, retirement gratuities, computer services, legal expenses, postage, telephone, printing, stationery and advertising. These overheads have been allocated to Divisions and Services on the basis of national cost drivers.

An analysis of the expenditure in each area is set out below:-

<b>Corporate Affairs Overhead</b>	<b>5,161,300</b>
Corporate Services salaries, Legal Services and Audit Services, including Audit Committee are included under this heading. Also costs associated with Communications and countywide events and festivals. Costs for the administration of the Council's insurance policies is under this heading.	
<b>Corporate Building Overhead</b>	<b>11,317,400</b>
Costs associated with provision and maintenance of Corporate Offices (County Hall, Blanchardstown and Balbriggan). Payroll costs for Architects and Porters. Loan repayments for County Hall and Blanchardstown offices and canteen costs. Provision is also included here for funding of debit balances associated with the costs of building office accommodation including provision for the buy out of the Balbriggan Offices.	
<b>Finance Function Overhead</b>	<b>2,419,800</b>
Payroll costs for Finance Department are under this heading which includes Insurances, Accounts Payable, Financial Management and Control, FMS costs and Procurement.	
<b>Human Resource Function</b>	<b>4,300,800</b>
Payroll costs for Human Resources Department & Health and Safety Officer are under this heading. Office costs of administrating payroll for staff & pensioners.	
<b>IT Services</b>	<b>4,762,700</b>
IT staff costs including network infrastructure, servers, PC's, laptops & communication hardware. IT systems supporting the business needs of each Department & issuing of PC Application Licences are under this heading.	
<b>Pension &amp; Lump Sum Overhead</b>	<b>13,846,400</b>
All Pensions and Gratuities together with salary costs for staff in Human Resources Department who administer payroll for pensioners.	

## CAPITAL PROGRAMME 2017 – 2019

The capital programme 2017 – 2019 was noted by the Members at the Council Meeting on 10<sup>th</sup> October 2016. It identifies 153 individual projects with an estimated spend of €324.4m over the 3 years. The programme has a number of projects some of which are dependent on funding from our Revenue budget (by means of capital transfers). Provision has been made for such funding in a realistic manner while also endeavouring to ensure that capital expenditure and commitments are also properly resourced.





**Comhairle Contae Fhine Gall**  
Fingal County Council

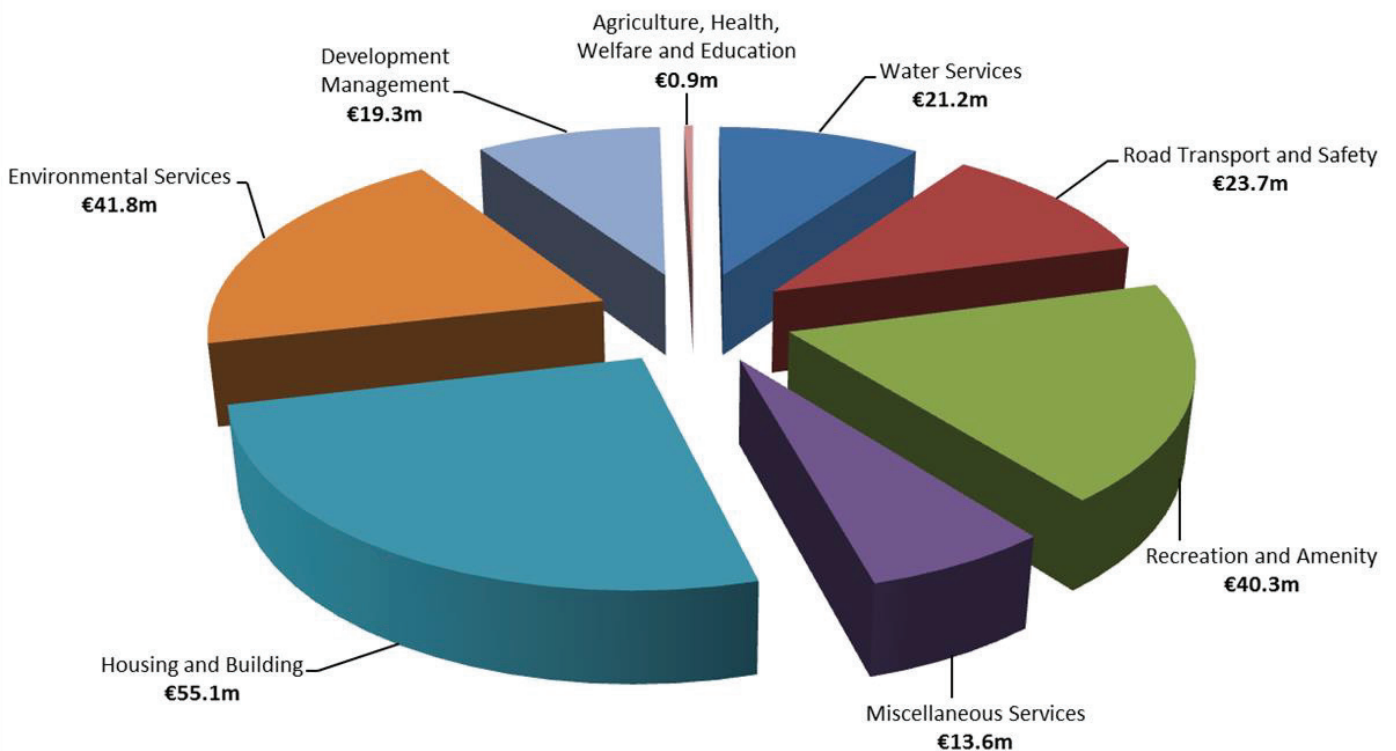


## FINANCIAL ANALYSIS - GRAPHS



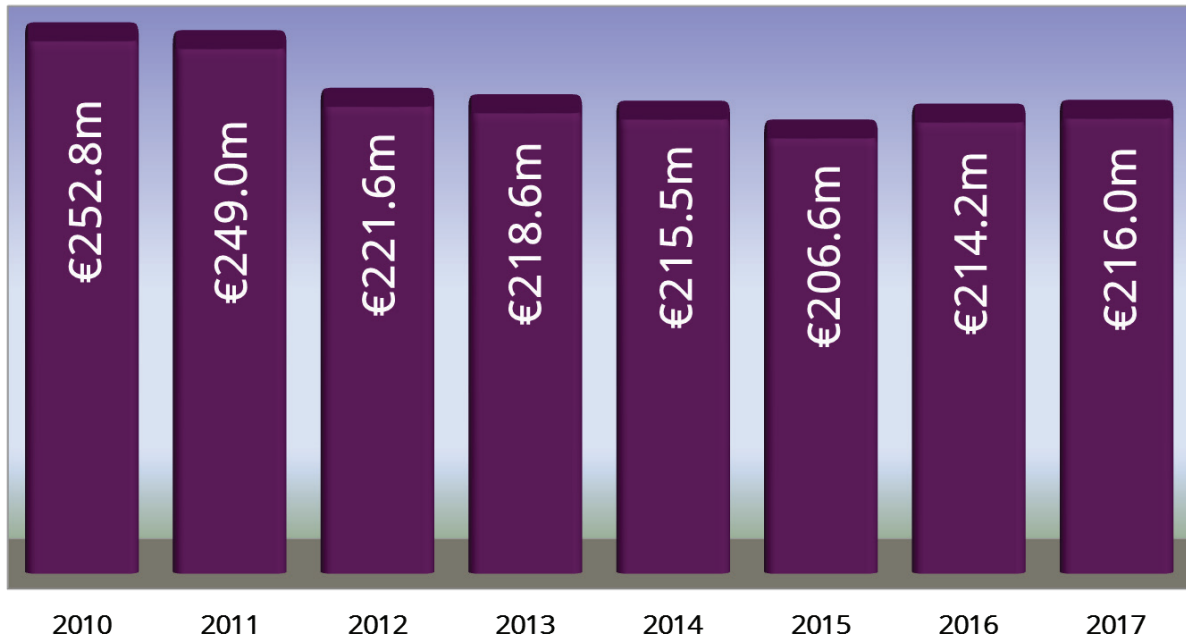
## Expenditure per Head of Population (HOP)

	Expenditure	% of Budget	Spend per HOP
Housing and Building	€55,091,800	25.51%	€185.99
Road Transport and Safety	€23,729,700	10.99%	€80.11
Water Services	€21,151,900	9.79%	€71.41
Development Management	€19,310,400	8.94%	€65.19
Environmental Services	€41,755,200	19.34%	€140.96
Recreation and Amenity	€40,336,900	18.68%	€136.17
Agriculture, Health, Welfare and Education	€930,400	0.43%	€3.14
Miscellaneous Services	€13,647,500	6.32%	€46.07
	<b>€215,953,800</b>	<b>100.00%</b>	<b>€729.05</b>

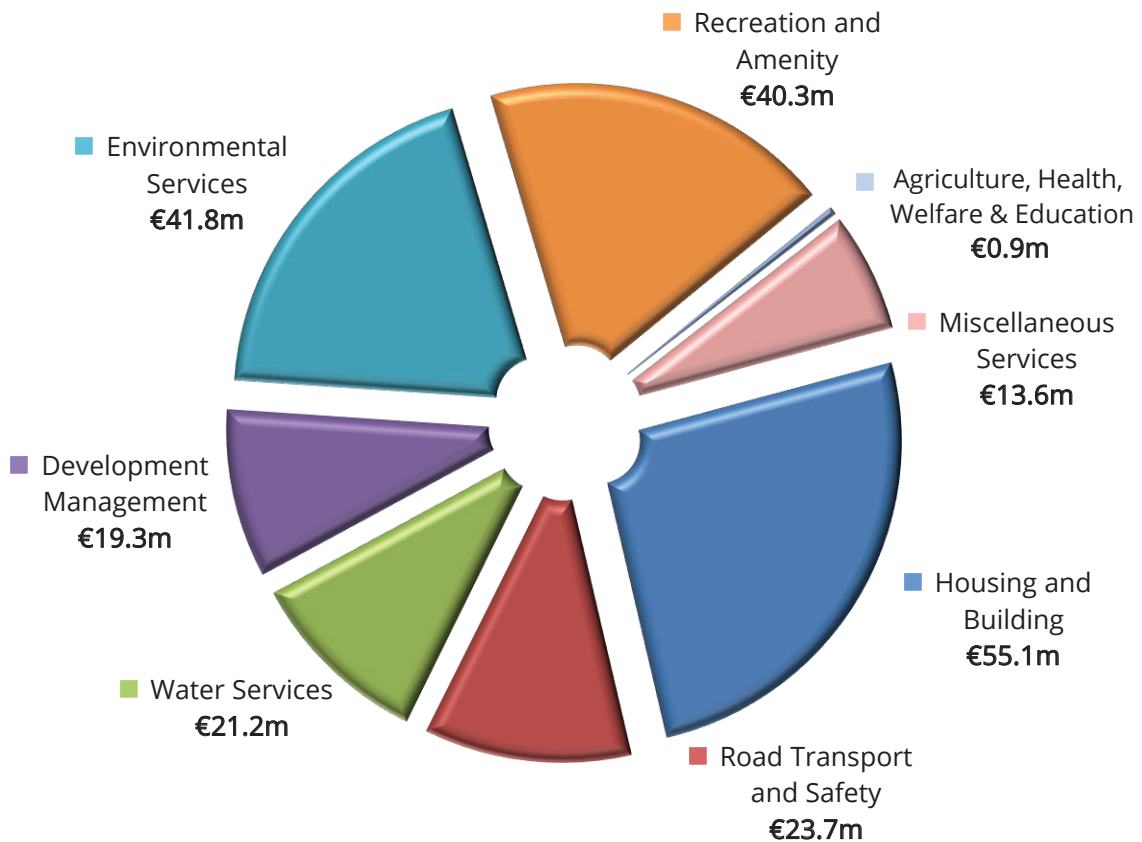


\* Population 296,214 - Census 2016

# REVENUE EXPENDITURE YEAR ON YEAR 2010 - 2017

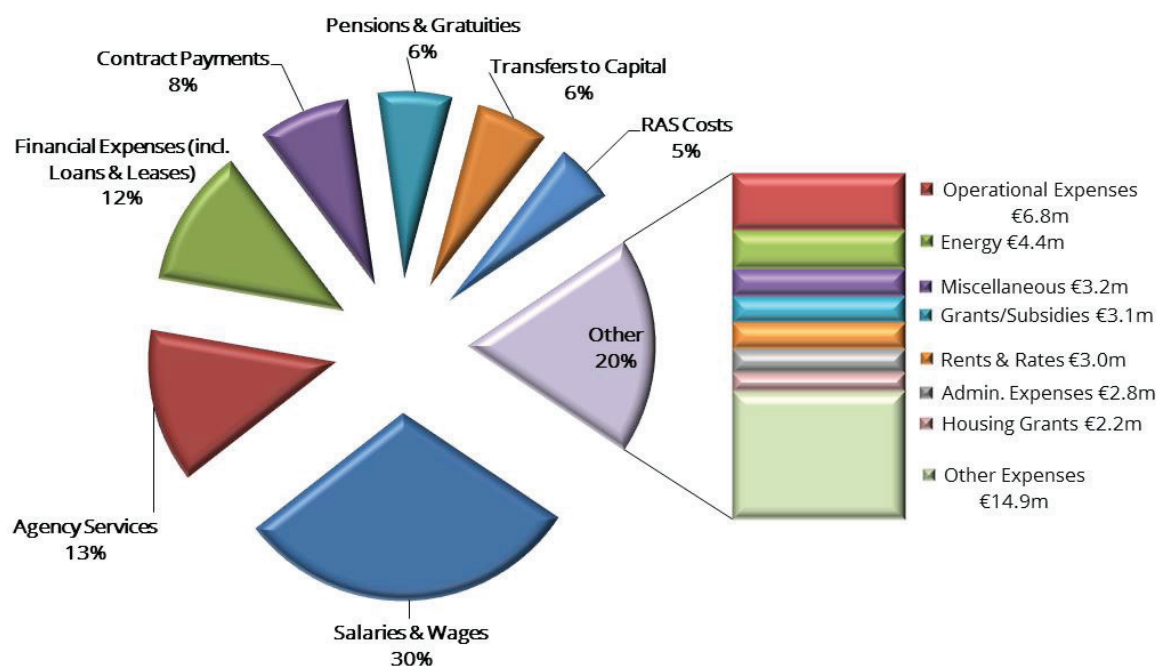


## Where the Expenditure will happen



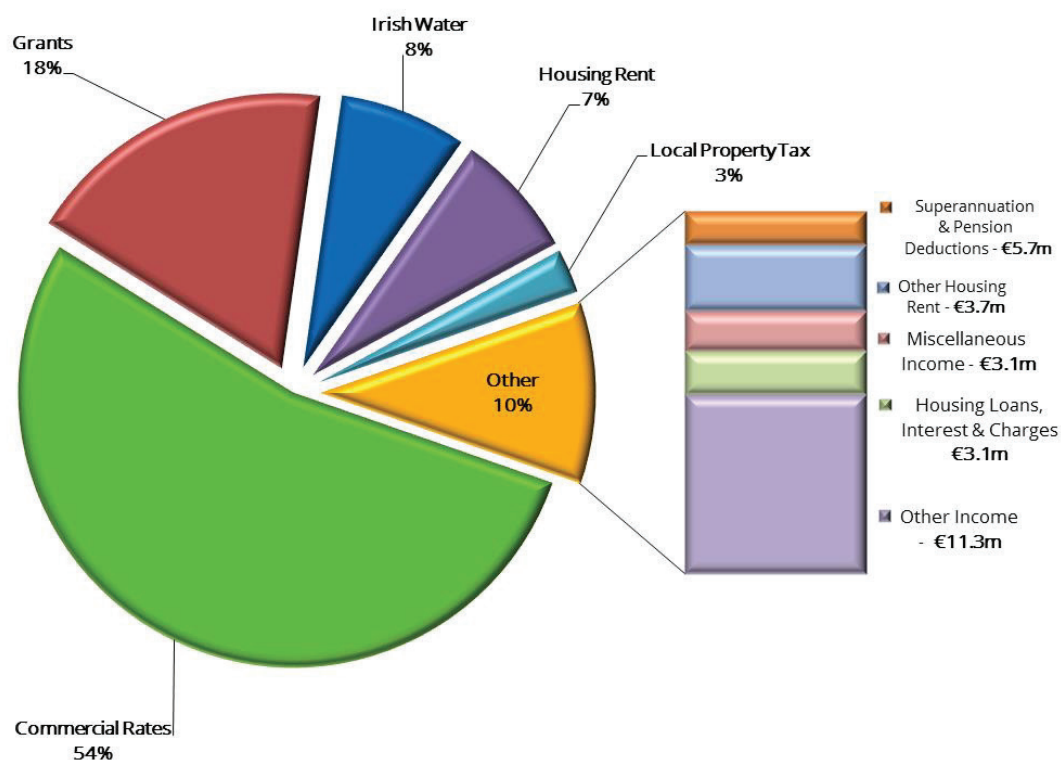
# Analysis of Expenditure

	Budget 2016	Revised Budget 2016	Budget 2017
	€	€	€
<b>Payroll</b>			
Salaries & Wages	64,993,200	62,167,900	64,971,000
Other Payroll Expenses	1,854,800	1,727,900	1,772,600
Pensions & Gratuities	13,559,400	13,248,700	13,808,400
<b>Operational Expenses</b>			
Purchase of Land & Equipment	766,900	936,400	714,700
Repairs & Maintenance	328,000	313,200	282,700
Contract Payments	17,419,600	16,714,400	17,183,200
Agency Services	25,039,600	25,442,700	28,683,900
Plant Hire	949,600	1,256,000	1,291,700
Materials & Stores Issues	2,474,000	2,647,600	2,677,500
Housing Grants	2,144,900	2,200,000	2,200,000
Payments of Grants/Subsidies	3,300,200	3,372,300	3,120,200
Member Costs	335,500	325,500	333,500
Consultancy & Professional Fees	2,005,400	2,261,400	2,538,000
Energy	5,088,000	4,520,500	4,435,100
RAS Costs	10,614,700	10,720,000	11,200,000
Other Operational Expenses	6,701,800	7,013,000	6,787,800
<b>Administration &amp; Establishment Expenses</b>			
Communications	1,074,700	1,066,900	1,038,000
Training & Recruitment	990,200	1,057,600	983,500
Printing & Stationery	452,500	483,100	504,600
Contributions to Other Bodies	1,694,800	1,772,000	1,734,600
Other Administration Expenses	2,849,200	2,883,300	2,778,600
Rents & Rates	2,988,900	3,098,900	3,049,600
Local Property Tax	365,000	365,000	375,000
Other Establishment Expenses	432,100	656,800	684,600
Financial Expenses (incl. Loans & Leases)	27,253,000	26,161,000	25,945,900
Transfers to Capital	15,022,500	18,796,200	13,641,200
Miscellaneous	3,478,500	3,629,800	3,217,900
	<b>214,177,000</b>	<b>214,838,100</b>	<b>215,953,800</b>

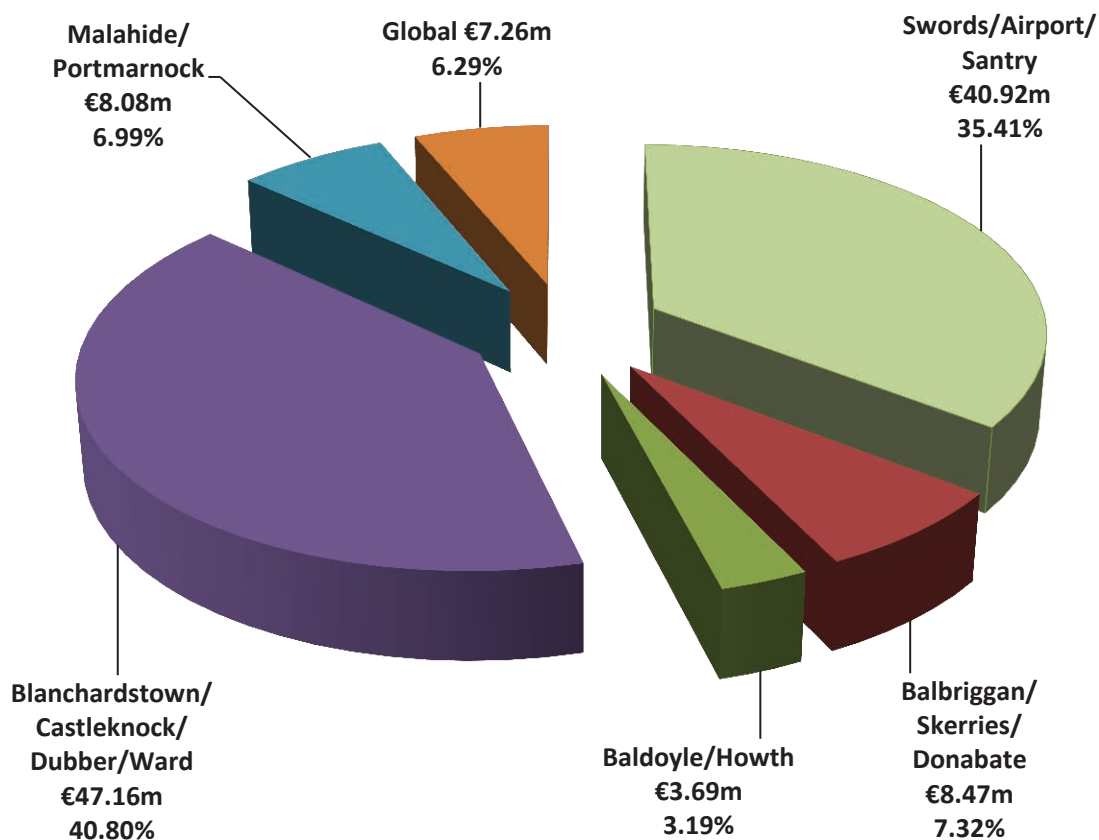


# Analysis of Income

	Budget 2016 €	Revised Budget 2016 €	Budget 2017 €
Commercial Rates	116,097,000	115,775,600	115,580,100
Grants (incl. LPT self funding)	35,530,800	36,564,600	39,738,600
Superannuation & Pension Deductions	5,394,800	4,507,900	2,150,800
Local Property Tax (Discretionary)	2,408,500	2,408,500	5,605,200
Housing Rent	14,583,800	15,385,000	15,881,800
Other Housing Rent	3,950,000	4,150,000	4,220,000
Housing Loans, Interest & Charges	3,270,100	3,057,100	2,802,800
Irish Water	18,573,900	16,553,900	16,147,100
Recycling Centres & Landfill Income	391,000	450,000	450,000
Planning Fees	1,276,000	1,052,000	1,042,000
Parking Fees/Charges	1,932,700	1,837,500	1,785,000
Recreation & Amenity Activities (Incl. Golf Courses)	980,000	774,100	80,000
Library Fees & Fines	79,500	57,600	57,600
Agency Services & Recoup Other LA's	1,828,500	2,462,000	2,421,500
Property Rental & Leasing of Land	1,383,500	1,499,800	1,452,000
Fire Charges	850,000	800,000	750,000
NPPR	1,000,000	1,700,000	1,300,000
Other Fees & Fines	2,110,000	2,073,600	1,985,900
Miscellaneous Income	2,536,900	3,728,900	2,503,400
	<b>214,177,000</b>	<b>214,838,100</b>	<b>215,953,800</b>



# Distribution of Budgeted Commercial Rates Income 2017 - €115.58m



The "Global Valuation" refers to valuations on various utilities (networks), such as E.S.B., Bord Gais, various telecommunication networks and surface water network.



# Statutory Budget

TABLES A - E



It should be noted that, because of the level of detail involved in the apportionment of Service Support Costs, rounding issues may be a feature in some of the tables. These have no material effect and do not impact on the overall budget figures.





**TABLE A - CALCULATION OF ANNUAL RATE ON VALUATION FOR THE FINANCIAL YEAR 2017**

**Fingal County Council**

<b>Summary by Service Division</b>	<b>Expenditure €</b>	<b>Income €</b>	<b>Budget Net Expenditure 2017 €</b>	<b>%</b>	<b>Estimated Net Outturn 2016 Net Expenditure €</b>	<b>%</b>
<b>Gross Revenue Expenditure and Income</b>						
A Housing and Building	55,091,800	49,088,300	6,003,500	5.0%	5,569,200	4.6%
B Road Transport & Safety	23,729,700	7,024,200	16,705,500	13.8%	17,493,800	14.5%
C Water Services	21,151,900	19,903,100	1,248,800	1.0%	1,201,000	1.0%
D Development Management	19,310,400	3,913,000	15,397,400	12.7%	14,725,800	12.2%
E Environmental Services	41,755,200	3,785,200	37,970,000	31.3%	38,556,800	32.0%
F Recreation and Amenity	40,336,900	2,631,900	37,705,000	31.1%	37,585,900	31.2%
G Agriculture, Education, Health & Welfare	930,400	279,400	651,000	0.5%	763,500	0.6%
H Miscellaneous Services	13,647,500	8,143,500	5,504,000	4.5%	4,536,800	3.8%
	<b>215,953,800</b>	<b>94,768,600</b>	<b>121,185,200</b>	<b>100.0%</b>	<b>120,432,800</b>	<b>100.0%</b>
Provision for Debit Balance			2,370,800		-	
<b>ADJUSTED GROSS EXPENDITURE AND INCOME (A)</b>			<b>123,556,000</b>		<b>120,432,800</b>	
Provision for Credit Balance			2,370,800		-	
Local Property Tax *			5,605,200		-	
Pension Related Deduction			-		-	
<b>SUB - TOTAL (B)</b>			<b>7,976,000</b>		<b>-</b>	
<b>NET AMOUNT OF RATES TO BE LEVIED (A)-(B)</b>			<b>115,580,000</b>			
Value of Base Year Adjustment			-			
<b>AMOUNT OF RATES TO BE LEVIED (GROSS of BYA) (D)</b>			<b>115,580,000</b>			
NET EFFECTIVE VALUATION (E)			802,639,200			
<b>GENERAL ANNUAL RATE ON VALUATION (D) / (E)</b>			<b>.144</b>			

\* Represents Discretionary Local Property Tax (Local Property Tax allocation less Self-Funding). See Appendix 2 for details of full LPT allocation

**Table B: Expenditure and Income for 2017 and Estimated Outturn for 2016**

	2017				2016			
	Expenditure		Income		Expenditure		Income	
	Adopted by Council €	Estimated by Chief Executive €	Adopted by Council €	Estimated by Chief Executive €	Adopted by Council €	Estimated Outturn €	Adopted by Council €	Estimated Outturn €
<b>A Housing and Building</b>								
A01 Maintenance & Improvement of LA Housing Units	10,613,900	10,613,900	16,067,000	16,067,000	10,629,700	10,911,400	14,792,400	15,616,100
A02 Housing Assessment, Allocation and Transfer	1,195,700	1,195,700	52,600	52,600	1,184,100	1,142,900	51,700	56,100
A03 Housing Rent and Tenant Purchase Administration	1,628,800	1,628,800	54,300	54,300	1,434,900	1,472,800	27,400	39,500
A04 Housing Community Development Support	1,551,900	1,551,900	74,700	74,700	1,634,200	1,545,300	65,600	77,200
A05 Administration of Homeless Service	2,861,000	2,861,000	285,100	285,100	2,866,800	2,836,300	178,800	182,100
A06 Support to Housing Capital Prog.	8,039,400	8,039,400	5,857,900	5,857,900	7,965,800	8,054,800	6,148,800	5,848,400
A07 RAS Programme	21,250,600	21,250,600	21,004,100	21,004,100	16,810,200	17,180,800	16,995,500	17,466,600
A08 Housing Loans	4,341,400	4,341,400	3,757,500	3,757,500	4,893,000	4,519,900	4,252,300	4,074,500
A09 Housing Grants	2,963,800	2,963,800	1,785,100	1,785,100	2,716,300	2,812,400	1,739,000	1,784,700
A11 Agency & Recoupable Services	273,300	273,300	-	-	199,600	237,600	-	-
A12 HAP Programme	372,100	372,100	150,000	150,000	-	-	-	-
<b>A Division Total</b>	<b>55,091,900</b>	<b>55,091,900</b>	<b>49,088,300</b>	<b>49,088,300</b>	<b>50,334,600</b>	<b>50,714,200</b>	<b>44,251,500</b>	<b>45,145,200</b>

**Table B: Expenditure and Income for 2017 and Estimated Outturn for 2016**

	2017				2016			
	Expenditure		Income		Expenditure		Income	
	Adopted by Council €	Estimated by Chief Executive €	Adopted by Council €	Estimated by Chief Executive €	Adopted by Council €	Estimated Outturn €	Adopted by Council €	Estimated Outturn €
<b>B Division and Services</b>								
<b>B Road Transport &amp; Safety</b>								
B01 NP Road - Maintenance and Improvement	-	-	-	-	-	-	-	-
B02 NS Road - Maintenance and Improvement	-	-	-	-	-	-	-	-
B03 Regional Road - Maintenance and Improvement	7,041,200	7,041,200	2,155,100	2,155,100	7,175,600	7,084,700	2,143,700	2,164,900
B04 Local Road - Maintenance and Improvement	6,929,400	6,929,400	2,086,300	2,086,300	7,344,200	7,277,500	2,066,800	2,079,300
B05 Public Lighting	4,456,500	4,456,500	478,400	478,400	4,875,700	4,589,900	566,300	479,200
B06 Traffic Management Improvement	2,376,500	2,376,500	46,500	46,500	2,319,900	2,517,700	45,700	57,600
B07 Road Safety Engineering Improvement	-	-	-	-	175,300	22,800	-	-
B08 Road Safety Promotion & Education	1,139,100	1,139,100	91,000	91,000	1,075,200	1,053,500	79,500	94,400
B09 Car Parking	767,700	767,700	1,800,900	1,800,900	902,000	909,200	1,955,100	1,855,200
B10 Support to Roads Capital Prog	754,500	754,500	46,800	46,800	1,104,700	984,900	46,000	57,600
B11 Agency & Recoupable Services	264,800	264,800	319,200	319,200	120,500	226,100	295,000	384,500
<b>B Division Total</b>	<b>23,729,700</b>	<b>23,729,700</b>	<b>7,024,200</b>	<b>7,024,200</b>	<b>25,093,100</b>	<b>24,666,300</b>	<b>7,198,100</b>	<b>7,172,700</b>

**Table B: Expenditure and Income for 2017 and Estimated Outturn for 2016**

	2017				2016			
	Expenditure		Income		Expenditure		Income	
	Adopted by Council €	Estimated by Chief Executive €	Adopted by Council €	Estimated by Chief Executive €	Adopted by Council €	Estimated Outturn €	Adopted by Council €	Estimated Outturn €
<b>C Water Services</b>								
C01 Water Supply	10,995,800	10,995,800	11,236,600	11,236,600	11,796,500	10,825,500	11,972,900	10,969,300
C02 Waste Water Treatment	6,462,500	6,462,500	6,654,300	6,654,300	7,783,700	6,774,700	7,980,600	6,922,400
C03 Collection of Water and Waste Water Charges	-	-	-	-	467,900	455,900	474,900	469,300
C04 Public Conveniences	273,800	273,800	15,000	15,000	372,100	300,100	15,000	16,700
C05 Admin of Group and Private Installations	-	-	-	-	-	-	-	-
C06 Support to Water Capital Programme	1,898,300	1,898,300	1,971,900	1,971,900	1,856,200	1,992,900	1,811,900	2,046,300
C07 Agency & Recoupable Services	3,400	3,400	3,700	3,700	1,300	5,900	6,400	6,100
C08 Local Authority Water and Sanitary Services	1,518,000	1,518,000	21,600	21,600	1,345,900	1,282,100	-	6,000
<b>C Division Total</b>	<b>21,151,800</b>	<b>21,151,800</b>	<b>19,903,100</b>	<b>19,903,100</b>	<b>23,623,600</b>	<b>21,637,100</b>	<b>22,261,700</b>	<b>20,436,100</b>

**Table B: Expenditure and Income for 2017 and Estimated Outturn for 2016**

	2017				2016			
	Expenditure		Income		Expenditure		Income	
	Adopted by Council €	Estimated by Chief Executive €	Adopted by Council €	Estimated by Chief Executive €	Adopted by Council €	Estimated Outturn €	Adopted by Council €	Estimated Outturn €
<b>D Division and Services</b>								
<b>D Development Management</b>								
D01 Forward Planning	3,181,200	3,181,200	139,100	139,100	3,902,400	3,539,200	132,200	147,000
D02 Development Management	6,533,200	6,533,200	1,094,100	1,094,100	5,560,800	5,765,800	1,326,800	1,128,400
D03 Enforcement	794,500	794,500	51,400	51,400	845,300	773,200	49,100	57,300
D04 Industrial and Commercial Facilities	890,600	890,600	33,700	33,700	1,213,600	1,195,900	32,000	42,400
D05 Tourism Development and Promotion	969,500	969,500	104,800	104,800	709,200	862,600	122,000	102,000
D06 Community and Enterprise Function	1,491,900	1,491,900	185,600	185,600	1,752,800	1,690,200	198,700	202,200
D07 Unfinished Housing Estates	-	-	-	-	-	-	-	-
D08 Building Control	1,192,400	1,192,400	214,200	214,200	1,020,400	1,003,600	209,000	212,900
D09 Economic Development and Promotion	2,997,700	2,997,700	1,258,600	1,258,600	2,907,100	2,838,300	1,349,700	1,415,000
D10 Property Management	848,000	848,000	631,900	631,900	725,300	822,700	426,900	643,600
D11 Heritage and Conservation Services	411,500	411,500	199,600	199,600	410,600	358,100	214,200	172,900
D12 Agency & Recoupable Services	-	-	-	-	-	-	-	-
<b>D Division Total</b>	<b>19,310,500</b>	<b>19,310,500</b>	<b>3,913,000</b>	<b>3,913,000</b>	<b>19,047,500</b>	<b>18,849,600</b>	<b>4,060,600</b>	<b>4,123,700</b>

**Table B: Expenditure and Income for 2017 and Estimated Outturn for 2016**

	2017				2016			
	Expenditure		Income		Expenditure		Income	
	Adopted by Council €	Estimated by Chief Executive €	Adopted by Council €	Estimated by Chief Executive €	Adopted by Council €	Estimated Outturn €	Adopted by Council €	Estimated Outturn €
<b>E Division and Services</b>								
<b>E Environmental Services</b>								
E01 Landfill Operation and Aftercare	5,855,900	5,855,900	49,100	49,100	6,311,100	6,357,800	42,700	47,800
E02 Recovery & Recycling Facilities Operations	2,676,400	2,676,400	880,600	880,600	2,479,000	2,717,400	794,300	885,300
E03 Waste to Energy Facilities Operations	963,600	963,600	-	-	960,000	946,700	-	-
E04 Provision of Waste to Collection Services	-	-	-	-	-	-	-	-
E05 Litter Management	866,900	866,900	124,700	124,700	985,100	907,300	125,900	136,700
E06 Street Cleaning	6,056,500	6,056,500	271,300	271,300	5,968,000	6,057,400	245,500	271,600
E07 Waste Regulations, Monitoring and Enforcement	1,211,100	1,211,100	359,000	359,000	1,187,300	1,293,600	357,100	361,200
E08 Waste Management Planning	373,400	373,400	23,000	23,000	375,900	305,300	21,300	19,500
E09 Maintenance of Burial Grounds	2,192,100	2,192,100	1,176,400	1,176,400	2,272,500	2,412,000	1,280,100	1,189,200
E10 Safety of Structures and Places	1,274,600	1,274,600	101,600	101,600	1,560,500	1,481,800	101,300	107,100
E11 Operation of Fire Service	19,312,500	19,312,500	-	-	18,874,000	18,945,000	-	-
E12 Fire Prevention	146,400	146,400	750,000	750,000	186,200	158,100	850,000	800,000
E13 Water Quality, Air and Noise Pollution	825,900	825,900	49,400	49,400	842,300	845,900	51,100	53,100
E14 Agency & Recoupable Services	-	-	-	-	-	-	-	-
<b>E Division Total</b>	<b>41,755,300</b>	<b>41,755,300</b>	<b>3,785,100</b>	<b>3,785,100</b>	<b>42,001,900</b>	<b>42,428,300</b>	<b>3,869,300</b>	<b>3,871,500</b>

Table B: Expenditure and Income for 2017 and Estimated Outturn for 2016									
	2017					2016			
	Expenditure		Income			Expenditure		Income	
	Adopted by Council €	Estimated by Chief Executive €	Adopted by Council €	Estimated by Chief Executive €	Adopted by Council €	Estimated Outturn	Adopted by Council €	Estimated Outturn	
<b>Division and Services</b>									
<b>F Recreation and Amenity</b>									
F01 Leisure Facilities Operations	1,285,100	1,285,100	370,400	370,400	2,011,100	1,854,100	813,800	826,700	
F02 Operation of Library and Archival Service	12,359,000	12,359,000	617,200	617,200	11,885,300	11,866,500	636,500	672,600	
F03 Outdoor Leisure Areas Operations	17,051,500	17,051,500	823,500	823,500	16,142,300	17,123,000	1,238,100	1,172,800	
F04 Community Sport and Recreational Development	3,864,500	3,864,500	202,400	202,400	3,683,000	4,010,200	224,300	377,600	
F05 Operation of Arts Programme	5,776,900	5,776,900	618,400	618,400	5,470,500	6,410,900	622,300	629,100	
F06 Agency & Recoupable Services	-	-	-	-	-	-	-	-	
<b>F Division Total</b>	<b>40,337,000</b>	<b>40,337,000</b>	<b>2,631,900</b>	<b>2,631,900</b>	<b>39,192,200</b>	<b>41,264,700</b>	<b>3,535,000</b>	<b>3,678,800</b>	

**Table B: Expenditure and Income for 2017 and Estimated Outturn for 2016**

	2017				2016			
	Expenditure		Income		Expenditure		Income	
	Adopted by Council €	Estimated by Chief Executive €	Adopted by Council €	Estimated by Chief Executive €	Adopted by Council €	Estimated Outturn €	Adopted by Council €	Estimated Outturn €
<b>G Division and Services</b>								
<b>G Agriculture, Education, Health &amp; Welfare</b>								
G01 Land Drainage Costs	-	-	-	-	-	-	-	-
G02 Operation and Maintenance of Piers and Harbours	243,700	243,700	10,600	10,600	289,600	284,500	20,000	10,600
G03 Coastal Protection	-	-	-	-	-	-	-	-
G04 Veterinary Service	489,100	489,100	199,500	199,500	475,200	514,600	204,000	215,800
G05 Educational Support Services	197,600	197,600	69,300	69,300	310,700	344,600	105,800	153,700
G06 Agency & Recoupable Services	-	-	-	-	-	-	-	-
<b>G Division Total</b>	<b>930,400</b>	<b>930,400</b>	<b>279,400</b>	<b>279,400</b>	<b>1,075,500</b>	<b>1,143,700</b>	<b>329,800</b>	<b>380,100</b>



**Table B: Expenditure and Income for 2017 and Estimated Outturn for 2016**

	2017				2016			
	Expenditure		Income		Expenditure		Income	
	Adopted by Council €	Estimated by Chief Executive €	Adopted by Council €	Estimated by Chief Executive €	Adopted by Council €	Estimated Outturn €	Adopted by Council €	Estimated Outturn €
<b>Division and Services</b>								
<b>H Miscellaneous Services</b>								
H01 Profit & Loss Machinery Account	-	-	-	-	-	-	-	-
H02 Profit & Loss Stores Account	211,400	211,400	-	-	228,800	209,400	-	-
H03 Administration of Rates	9,501,000	9,501,000	5,537,900	5,537,900	9,793,600	10,143,700	5,533,600	6,189,000
H04 Franchise Costs	382,100	382,100	30,300	30,300	494,600	574,600	23,500	26,100
H05 Operation of Morgue and Coroner Expenses	420,700	420,700	-	-	420,700	420,700	-	-
H06 Weighbridges	6,300	6,300	-	-	6,300	6,500	-	-
H07 Operation of Markets and Casual Trading	-	-	2,400	2,400	-	-	2,700	2,400
H08 Malicious Damage	600	600	-	-	1,000	1,100	-	-
H09 Local Representation & Civic Leadership	2,103,300	2,103,300	39,100	39,100	2,117,700	2,111,400	35,600	42,400
H10 Motor Taxation	-	-	-	-	-	-	-	-
H11 Agency & Recoupable Services	1,022,100	1,022,100	2,533,800	2,533,800	745,600	667,000	1,434,400	3,337,600
<b>H Division Total</b>	<b>13,647,500</b>	<b>13,647,500</b>	<b>8,143,500</b>	<b>8,143,500</b>	<b>13,808,300</b>	<b>14,134,400</b>	<b>7,029,800</b>	<b>9,597,500</b>
<b>Overall Total</b>	<b>215,954,100</b>	<b>215,954,100</b>	<b>94,768,500</b>	<b>94,768,500</b>	<b>214,176,700</b>	<b>214,838,300</b>	<b>92,535,800</b>	<b>94,405,600</b>

<b>TABLE C - CALCULATION OF BASE YEAR ADJUSTMENT FOR THE FINANCIAL YEAR 2017</b>					
<b>Fingal County Council</b>					
<b>Rating Authority</b>	<b>(i) Annual Rate on Valuation 2017 €</b>	<b>(ii) Effective ARV (Net of BYA) 2017 €</b>	<b>(iii) Base Year Adjustment 2017 €</b>	<b>(iv) Net Effective Valuation €</b>	<b>(v) Value of Base Year Adjustment €</b>
	-	-	-	-	-
<b>TOTAL</b>				-	-

Table D

## ANALYSIS OF BUDGET 2017 INCOME FROM GOODS AND SERVICES

<b>Source of Income</b>	<b>2017</b> €	<b>2016</b> €
Rents from houses	20,101,800	18,533,800
Housing Loans Interest & Charges	2,802,800	3,270,100
Parking Fines & Charges	1,785,000	1,932,700
Irish Water	16,147,100	18,573,900
Planning Fees	1,042,000	1,276,000
Sale/leasing of other property/Industrial Sites	1,135,500	959,400
Domestic Refuse Charges	450,000	391,000
Commercial Refuse Charges	-	-
Landfill Charges	-	-
Fire Charges	750,000	850,000
Recreation/Amenity/Culture	80,000	980,000
Library Fees/Fines	57,600	79,500
Agency Services & Repayable Works	35,000	35,000
Local Authority Contributions	487,300	366,900
Superannuation	2,150,800	2,259,100
NPPR	1,300,000	1,000,000
Other income	6,705,000	6,497,500
<b>Total Goods and Services</b>	<b>55,029,900</b>	<b>57,004,900</b>

**Table E**

**ANALYSIS OF BUDGET 2017 INCOME FROM GRANTS, SUBSIDIES, & LPT**

	<b>2017</b>	<b>2016</b>
	<b>€</b>	<b>€</b>
<b>Department of Housing, Planning, Community and Local Government</b>		
Housing & Building	24,537,200	15,436,100
Road Transport & Safety	3,914,400	-
Water Services	2,800,900	2,752,000
Development Management	-	-
Environmental Services	265,500	265,500
Recreation & Amenity	75,000	115,000
Agriculture, Food & the Marine	-	-
Miscellaneous Services	5,998,500	5,339,400
LPT Self Funding	-	9,514,400
<b>Sub-total</b>	<b>37,591,500</b>	<b>33,422,400</b>
<b>Other Departments and Bodies</b>		
TII Transport Infrastructure Ireland	450,000	540,000
Arts, Heritage & Gaeltacht	125,000	150,000
DTO	-	-
Social Protection	-	-
Defence	-	-
Education & Skills	13,500	43,500
Library Council	-	-
Arts Council	27,000	-
Transport, Tourism & Sport	80,000	90,000
Justice & Equality	-	-
Agriculture, Food & The Marine	-	-
Non Dept HFA & BMW	-	-
Jobs, Enterprise, & Innovation	935,400	870,000
Other Grants & Subsidies	516,200	414,900
<b>Sub-total</b>	<b>2,147,100</b>	<b>2,108,400</b>
<b>Total Grants and Subsidies</b>	<b>39,738,600</b>	<b>35,530,800</b>



# Statutory Budget

**TABLES F**  
**EXPENDITURE & INCOME**

**DIVISIONS A-H**



## Division A HOUSING & BUILDING

The Housing Department provides social housing support for those unable to provide accommodation for themselves from their own resources. Services provided include Housing Needs Assessment, Homeless Services, Social Housing, Traveller Specific Accommodation, Estate Management and Housing Maintenance. The Council buys and builds some social homes and provides others for rental through the Rental Accommodation Scheme, by using Long Term Leasing or by working with Voluntary and Co-operative Housing organisations. The Council continues to co-operate with all state agencies to meet the demand for social housing. It also provides housing adaptation grants, mobility aid grants and housing aid grants for older people.

### **MANAGEMENT AND MAINTENANCE OF LOCAL AUTHORITY HOMES**

Fingal County Council will manage and maintain circa 4,800 homes (including 78 traveller group houses) in 2017, and we expect to deal with 11,000 maintenance requests. We will also service circa 4,250 home heating boilers in 2017.

The repair and re-letting of unoccupied homes was prioritised in 2016 and this will continue in 2017. It is anticipated that less than 1% of our Council homes will be unoccupied at any time during 2017.

The Council plans to carry out preventative maintenance work involving painting and some joinery works in up to 900 homes during 2017. It is also anticipated that we will continue our window and door replacement programme in up to 400 homes in 2017.

An increase of €200,000 over and above the adopted budget for 2016 has been provided for the Capital Works Programme to housing stock.

### **ESTATE MANAGEMENT**

We will continue to run Tenancy Induction Courses for all new Council tenants and to encourage all Council tenants to play an active role in the upkeep and appearance of their estates. The Council will also co-operate with other agencies in an effort to prevent, reduce and eliminate anti-social behaviour in our estates. Where possible we will consider estate improvement works to alleviate anti-social behaviour blackspots. This may include putting up railings, laneway closures, graffiti removal or tree planting. A budget of €230,000 has been provided for this work.

### **LOCAL PROPERTY TAX**

Fingal County Council must pay the Local Property Tax on all social housing units, excluding exempted units and any property it owns that is not subject to rates and is not derelict. All of the Council's properties are in Valuation Band 1 €0 - €100,000. Payment for the coming year is due on January 1, 2017, and will be paid in monthly instalments throughout the year. A figure of €375,000 has been provided for payment of the Property Tax for 2017.

## **HOMELESS SERVICES**

Fingal County Council, working with the other Dublin Local Authorities and the Dublin Region Homeless Executive, will continue to implement current policy and will work towards implementing the homeless objectives set out in Rebuilding Ireland – An Action Plan for Housing and Homelessness.

Although the number of people becoming homeless in Fingal increased in 2016, significant efforts are being made to assist homeless families and individuals in Fingal to find a home. It is anticipated that in excess of 200 units will be allocated to alleviate persons in homeless circumstances during 2017 through various means of social housing support including the Dublin Region Homeless HAP Pilot Scheme. The work will continue in 2017.

Support Services will continue to be provided to homeless applicants when they take up a tenancy through various tenancy support services such as the Support to Live Independently (SLÍ) as operated by Dublin Simon, Focus Ireland Tenancy Sustainment and HAIL (Housing Association for Integrated Living). Outreach tenancies are also allocated to homeless and vulnerable applicants in partnership with Sophia Housing Association and the Peter McVerry Trust.

The Homeless team continue to conduct the bi-annual Rough Sleepers Count under the direction of the Dublin Region Homeless Executive. The homeless team also work with the Housing First Service as operated by Focus Ireland and the Peter McVerry Trust. This service supports rough sleepers and seeks to set up tenancies to remove citizens from entrenched rough sleeping.

Weekly clinics conducted in partnership with Threshold will continue. Threshold works to protect and sustain tenancies by providing information to those at risk of losing their home in Dublin and also by working closely with the Department of Social Protection. A Threshold freefone number service (1800 454 454) is also available.

The Dublin Region Homeless Executive is a shared service operated by Dublin City Council as the lead statutory authority in the Dublin Region to co-ordinate the regional response to homelessness. Expenditure of €2.1m is budgeted for this service in 2017.

## **HOUSING ASSISTANCE PAYMENT**

The implementation of the Housing Assistance Payment (HAP) is a key Government priority and a major pillar of the Social Housing Strategy 2020. It is now available to all qualified households in 19 local authority areas and will be rolled out in Fingal during 2017. A budgetary estimate of €372,000 is made to facilitate this.

## **ACCOMMODATION OF TRAVELLING PEOPLE**

The 2015 Annual Count of Traveller Families confirmed that 482 Traveller families live in Fingal. The Traveller Accommodation Programme 2014 – 2018 was approved by the Council on January 13, 2014.

An additional €200,000 was provided for Traveller Estate Improvement Works in 2016 and the same is provided for again in 2017.

## **SOCIAL HOUSING PROCUREMENT**

### **AFFORDABLE HOUSING LEASING**

The Council continues to lease unsold affordable homes to Voluntary Housing Bodies as provided for in Circular AHS/1/2009.

### **RENTAL ACCOMMODATION SCHEME (RAS) & LONG TERM LEASING (LTL)**

The Rental Accommodation Scheme (RAS) and the Long Term Leasing (LTL) Scheme remain an important source of social housing in Fingal for the coming year. Currently the Council leases 857 properties under these schemes.

The continuing reduction in properties available to the rental market is making it more difficult for the Council to lease homes under RAS or LTL.

### **VOLUNTARY AND CO-OPERATIVE HOUSING**

Social Housing Strategy 2020 and the Action Plan for Housing and Homelessness – Rebuilding Ireland recognises the key contribution that Approved Housing Bodies (AHBs) will make to increasing supply and the Council continues to work in partnership on increasing delivery through the Capital Advance Leasing Facility, Mortgage to Rent, and Capital Assistance Scheme. A total of 94 units have been delivered since 2015 and an additional 252 units will be delivered through these mechanisms by the end of 2017.

In addition, where appropriate, the Council will work collaboratively with AHBs to allow them to purchase or lease newly built private dwellings using Part V. Agreements have been reached to date with developers to deliver 100 social units by the end of 2017.

The construction and leasing of new homes using private finance and Payment and Availability Agreements, will be integral to increasing social housing supply for AHBs.

### **DIFFERENTIAL RENTS**

Under the Council's Differential Rent Scheme, rents for Council homes are calculated as a proportion (12%) of assessable net income. The Council expects an income of €15.7m from local authority rented homes in 2017.

The Department of Housing, Planning, Community and Local Government is developing a new rent framework and regulations will require the adoption of a new rent scheme once they are finalised.

### **TENANT PURCHASE**

A tenant purchase scheme is provided for in the 2014 Housing Act, and came into operation in Fingal in May 2016 after Ministerial regulations issued. The scheme is aimed at qualifying properties and tenants who have reckonable income of over €15,000 per annum. The Council applies a discount on the sale price of the property,



again based on the income of the tenant. There is no closing date on the scheme and it will remain open for qualifying properties and tenants for the foreseeable future.

### **HOME PURCHASE LOANS**

The Loans Section administers the house purchase loans scheme and manages a total of 1,608 loan accounts with a book value of €136m (end of September 2016). We expect loan interest income of €2.9m in 2017.

The Loans Section also manages loan arrears in accordance with the Mortgage Arrears Resolution Process (MARP). Borrowers who are in financial difficulty can apply to have their monthly mortgage repayment rescheduled for a specified period. There are 24 borrowers currently availing of the MARP and a further 17 applications to take part in MARP are being processed.

In addition to instalment restructuring arrangements made under the MARP, at the end of September 2016, 163 borrowers had arrangements in place to pay the monthly instalment and an amount off the arrears on their loan to Fingal County Council. The percentage share of compliant loans (not in arrears) is the highest among Local Authorities in the country at 89%.

### **HOUSING ADAPTATION GRANTS FOR OLDER PEOPLE AND PEOPLE WITH A DISABILITY**

There are three Housing Adaptation Grant Schemes for Older People and People with a Disability. These came into effect in November 2007 and were amended in February 2014.

The Schemes are subject to means testing and grant levels vary based on income bands. A total of 228 applications for grants were approved to the end of September, 2016. The sum of €2.2m has been provided for Housing Adaptation Grants in the 2017 Budget.

### **SERVICE SUPPORT COSTS**

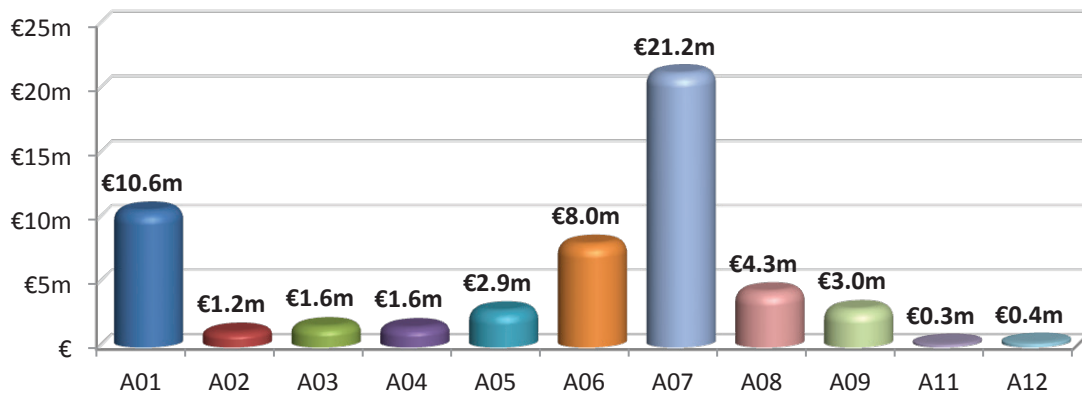
All divisions include an apportionment of general administration costs and overheads not directly chargeable to a specific division. These costs are grouped as 'service support costs' and include office accommodation expenses, salaries not directly chargeable to a particular division, pensions, retirement, gratuities, computer services, legal expenses, postage, telephone, printing, stationery and advertising.

These overheads have been allocated to Divisions and Services on the basis of national cost drivers.

# A – Housing & Building

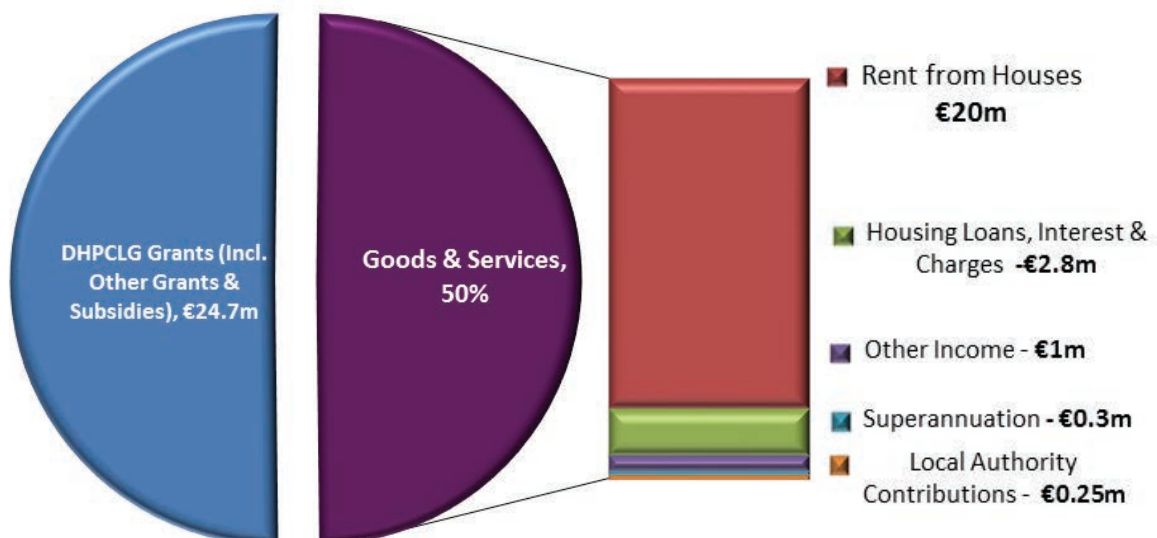
## Expenditure

A01	Maintenance & Improvement of LA Housing Units	€10,613,900
A02	Housing Assessment, Allocation and Transfer	€1,195,700
A03	Housing Rent and Tenant Purchase Administration	€1,628,800
A04	Housing Community Development Support	€1,551,900
A05	Administration of Homeless Service	€2,861,000
A06	Support to Housing Capital Prog	€8,039,400
A07	RAS Programme	€21,250,600
A08	Housing Loans	€4,341,400
A09	Housing Grants	€2,963,800
A11	Agency & Recoupable Services	€273,300
A12	HAP	€372,100
		<b>€55,091,900</b>



## Income

DHPCLG Grants (Incl. Other Grants & Subsidies)	€24,722,200
Rent from Houses	€20,101,800
Housing Loans, Interest & Charges	€2,802,800
Other Income	€954,200
Superannuation	€257,300
Local Authority Contributions	€250,000
<b>€49,088,300</b>	



**Table F - Expenditure**

**Division A - Housing and Building**

Expenditure by Service and Sub-Service	2017		2016	
	Adopted by Council €	Estimated by Chief Executive €	Adopted by Council €	Estimated Outturn €
A0101 Maintenance of LA Housing Units	6,764,400	6,764,400	6,883,000	6,855,400
A0102 Maintenance of Traveller Accommodation Units	770,700	770,700	732,200	804,800
A0103 Traveller Accommodation Management	946,300	946,300	892,300	1,116,900
A0104 Estate Maintenance	-	-	-	-
A0199 Service Support Costs	2,132,500	2,132,500	2,122,200	2,134,300
<b>A01 Maintenance &amp; Improvement of LA Housing Units</b>	<b>10,613,900</b>	<b>10,613,900</b>	<b>10,629,700</b>	<b>10,911,400</b>
A0201 Assessment of Housing Needs, Allocs. & Trans.	678,300	678,300	662,200	611,700
A0299 Service Support Costs	517,400	517,400	521,900	531,200
<b>A02 Housing Assessment, Allocation and Transfer</b>	<b>1,195,700</b>	<b>1,195,700</b>	<b>1,184,100</b>	<b>1,142,900</b>
A0301 Debt Management & Rent Assessment	983,400	983,400	897,500	918,100
A0399 Service Support Costs	645,400	645,400	537,400	554,700
<b>A03 Housing Rent and Tenant Purchase Administration</b>	<b>1,628,800</b>	<b>1,628,800</b>	<b>1,434,900</b>	<b>1,472,800</b>
A0401 Housing Estate Management	783,000	783,000	742,500	753,200
A0402 Tenancy Management	218,400	218,400	345,600	239,600
A0403 Social and Community Housing Service	-	-	-	-
A0499 Service Support Costs	550,500	550,500	546,100	552,500
<b>A04 Housing Community Development Support</b>	<b>1,551,900</b>	<b>1,551,900</b>	<b>1,634,200</b>	<b>1,545,300</b>
A0501 Homeless Grants Other Bodies	2,535,700	2,535,700	2,538,600	2,508,000
A0502 Homeless Service	-	-	-	-
A0599 Service Support Costs	325,300	325,300	328,200	328,300
<b>A05 Administration of Homeless Service</b>	<b>2,861,000</b>	<b>2,861,000</b>	<b>2,866,800</b>	<b>2,836,300</b>
A0601 Technical and Administrative Support	1,622,700	1,622,700	1,545,200	1,608,800
A0602 Loan Charges	5,192,300	5,192,300	5,185,000	5,184,000
A0699 Service Support Costs	1,224,400	1,224,400	1,235,600	1,262,000
<b>A06 Support to Housing Capital Prog.</b>	<b>8,039,400</b>	<b>8,039,400</b>	<b>7,965,800</b>	<b>8,054,800</b>
A0701 RAS Operations	10,225,800	10,225,800	9,882,300	9,997,100
A0702 Long Term Leasing	1,643,000	1,643,000	1,519,000	1,445,600
A0703 Payment & Availability	4,150,000	4,150,000	943,400	1,135,900
A0704 Affordable Leases	3,840,000	3,840,000	3,661,000	3,793,200
A0799 Service Support Costs	1,391,800	1,391,800	804,500	809,000
<b>A07 RAS Programme</b>	<b>21,250,600</b>	<b>21,250,600</b>	<b>16,810,200</b>	<b>17,180,800</b>

**Table F - Expenditure**

**Division A - Housing and Building**

Expenditure by Service and Sub-Service	2017		2016	
	Adopted by Council	Estimated by Chief Executive	Adopted by Council	Estimated Outturn
	€	€	€	€
A0801 Loan Interest and Other Charges	3,300,100	3,300,100	4,031,900	3,595,500
A0802 Debt Management Housing Loans	233,900	233,900	120,300	169,800
A0899 Service Support Costs	807,400	807,400	740,800	754,600
<b>A08 Housing Loans</b>	<b>4,341,400</b>	<b>4,341,400</b>	<b>4,893,000</b>	<b>4,519,900</b>
A0901 Housing Adaptation Grant Scheme	2,091,800	2,091,800	1,996,400	2,060,100
A0902 Loan Charges DPG/ERG	-	-	-	-
A0903 Essential Repair Grants	386,600	386,600	329,700	359,500
A0904 Other Housing Grant Payments	-	-	-	-
A0905 Mobility Aids Housing Grants	110,000	110,000	107,000	110,000
A0999 Service Support Costs	375,400	375,400	283,200	282,800
<b>A09 Housing Grants</b>	<b>2,963,800</b>	<b>2,963,800</b>	<b>2,716,300</b>	<b>2,812,400</b>
A1101 Agency & Recoupable Service	255,000	255,000	192,000	230,000
A1199 Service Support Costs	18,300	18,300	7,600	7,600
<b>A11 Agency &amp; Recoupable Services</b>	<b>273,300</b>	<b>273,300</b>	<b>199,600</b>	<b>237,600</b>
A1201 HAP Operation Costs	-	-	-	-
A1202 HAP Agency Services	372,100	372,100	-	-
A1299 HAP Service Support Costs	-	-	-	-
<b>A12 HAP Programme</b>	<b>372,100</b>	<b>372,100</b>	<b>-</b>	<b>-</b>
<b>A Division Total</b>	<b>55,091,900</b>	<b>55,091,900</b>	<b>50,334,600</b>	<b>50,714,200</b>

**Table F - Income**

**Division A - Housing and Building**

	2017		2016	
	Adopted by Council €	Estimated by Chief Executive €	Adopted by Council €	Estimated Outturn €
<b>Income by Source</b>				
<b>Government Grants, Subsidies, &amp; LPT</b>				
Housing, Planning, Community & Local Government	24,537,200	24,537,200	15,436,100	15,470,800
Other Grants & Subsidies	185,000	185,000	40,000	27,600
LPT Self Funding	-	-	5,600,000	5,600,500
<b>Total Government Grants, Subsidies, &amp; LPT</b>	<b>24,722,200</b>	<b>24,722,200</b>	<b>21,076,100</b>	<b>21,098,900</b>
<b>Goods &amp; Services</b>				
Rents from houses	20,101,800	20,101,800	18,533,800	19,535,000
Housing Loans Interest & Charges	2,802,800	2,802,800	3,270,100	3,057,100
Agency Services & Repayable Works	-	-	-	-
Superannuation	257,300	257,300	269,700	269,700
Local Authority Contributions	250,000	250,000	150,000	156,900
Other income	954,200	954,200	951,900	1,027,500
<b>Total Goods &amp; Services</b>	<b>24,366,100</b>	<b>24,366,100</b>	<b>23,175,500</b>	<b>24,046,200</b>
<b>Division 'A' Total</b>	<b>49,088,300</b>	<b>49,088,300</b>	<b>44,251,600</b>	<b>45,145,100</b>

## Division B

### ROAD TRANSPORT & SAFETY

#### **MAINTENANCE OF REGIONAL AND LOCAL ROADS**

There is an on-going programme of general maintenance and improvement of the 1,275km of regional and local roads in the County. This includes repairs to potholes, footpaths, gully cleaning, maintaining and replacing road signs and nameplates, grass cutting, verge trimming and the renewal of road markings and delineators. There has been significant investment in the Works Improvement Programme. €1.5m was provided in Budget 2016 and this investment continues for 2017 with €1.5m being provided for a programme for roads, footpaths and traffic management.

#### **RESTORATION PROGRAMME FOR REGIONAL AND LOCAL ROADS**

A budget of €3.4m was provided in 2016 from the Local Property Tax Allocation to fund a programme of road reconstruction works, surface restoration works and surface dressing. A similar level of funding is provided for in 2017.

#### **PUBLIC LIGHTING**

We expect to spend €4.2m maintaining over 32,000 public lights in Fingal in 2017 including energy provision for 2,400 lights and traffic route lighting on the M1, M2 and N3 national primary roads. We plan to spend €100,000 for public lighting minor works.

An additional €500,000 will be provided for the Public Lighting Energy Efficient Replacement Programme in 2017.

#### **PAY & DISPLAY SCHEMES**

We expect a net income of €1m from Pay & Display schemes operated by the Council in 2017, when all the overheads have been taken into account.

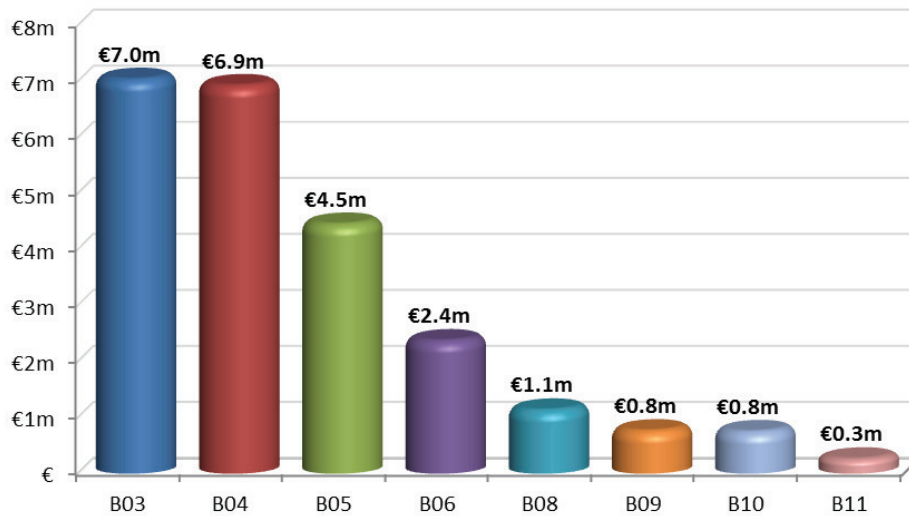
#### **ROAD SAFETY**

School Wardens will be employed at 91 school crossings in 2017. Road Safety training and education will also continue.

## B – Road Transport & Safety

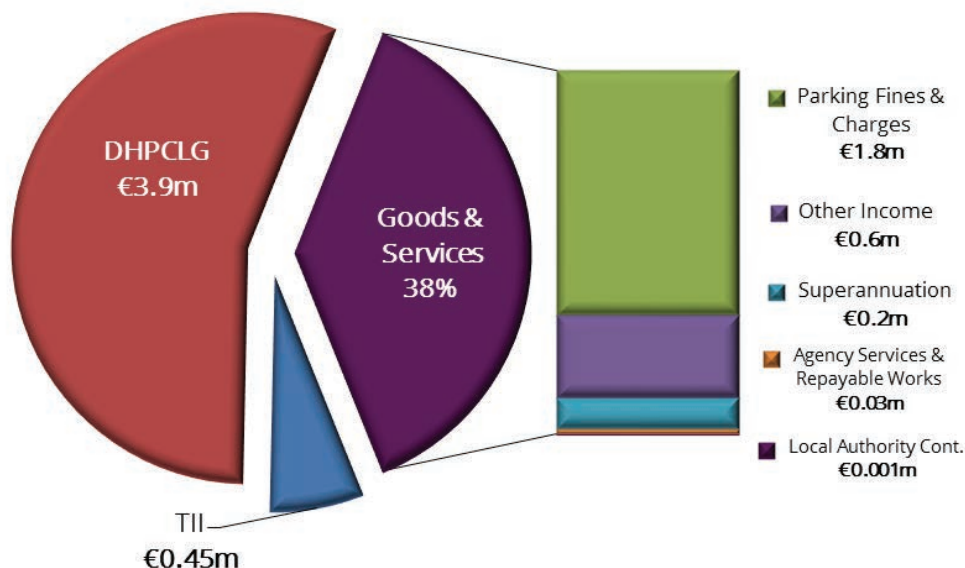
### Expenditure

B03	Regional Road - Maintenance and Improvement	€7,041,200
B04	Local Road - Maintenance and Improvement	€6,929,400
B05	Public Lighting	€4,456,500
B06	Traffic Management Improvement	€2,376,500
B08	Road Safety Promotion & Education	€1,139,100
B09	Car Parking	€767,700
B10	Support to Roads Capital Prog	€754,500
B11	Agency & Recoupable Services	€264,800
		<b>€23,729,700</b>



### Income

TII Transport Infrastructure Ireland	€450,000
DHPCLG	€3,914,400
Parking Fines & Charges	€1,785,000
Other Income	€607,100
Superannuation	€231,700
Agency Services & Repayable Works	€35,000
Local Authority Contributions	€1,000
	<b>€7,024,200</b>



**Table F - Expenditure**

**Division B - Road Transport & Safety**

Expenditure by Service and Sub-Service	2017		2016	
	Adopted by Council	Estimated by Chief Executive	Adopted by Council	Estimated Outturn
	€	€	€	€
B0101 NP - Surface Dressing	-	-	-	-
B0102 NP - Pavement Overlay/Reconstruction	-	-	-	-
B0103 NP - Winter Maintenance	-	-	-	-
B0104 NP - Bridge Maintenance (Eirspan)	-	-	-	-
B0105 NP - General Maintenance	-	-	-	-
B0106 NP - General Improvements Works	-	-	-	-
B0199 Service Support Costs	-	-	-	-
<b>B01 NP Road - Maintenance and Improvement</b>	<b>-</b>	<b>-</b>	<b>-</b>	<b>-</b>
B0201 NS - Surface Dressing	-	-	-	-
B0202 NS - Overlay/Reconstruction	-	-	-	-
B0203 NS - Overlay/Reconstruction – Urban	-	-	-	-
B0204 NS - Winter Maintenance	-	-	-	-
B0205 NS - Bridge Maintenance (Eirspan)	-	-	-	-
B0206 NS - General Maintenance	-	-	-	-
B0207 NS - General Improvement Works	-	-	-	-
B0299 Service Support Costs	-	-	-	-
<b>B02 NS Road - Maintenance and Improvement</b>	<b>-</b>	<b>-</b>	<b>-</b>	<b>-</b>
B0301 Regional Roads Surface Dressing	88,000	88,000	33,000	84,000
B0302 Reg Rd Surface Rest/Road Reconstruction/Overlay	1,993,000	1,993,000	1,993,000	1,697,000
B0303 Regional Road Winter Maintenance	290,400	290,400	400,500	153,700
B0304 Regional Road Bridge Maintenance	150,000	150,000	160,000	360,500
B0305 Regional Road General Maintenance Works	3,011,600	3,011,600	3,051,800	3,224,500
B0306 Regional Road General Improvement Works	-	-	-	-
B0399 Service Support Costs	1,508,200	1,508,200	1,537,300	1,565,000
<b>B03 Regional Road - Maintenance and Improvement</b>	<b>7,041,200</b>	<b>7,041,200</b>	<b>7,175,600</b>	<b>7,084,700</b>
B0401 Local Road Surface Dressing	165,000	165,000	217,000	172,200
B0402 Local Rd Surface Rest/Road Reconstruction/Overlay	1,221,000	1,221,000	1,221,000	1,518,100
B0403 Local Roads Winter Maintenance	258,000	258,000	177,400	108,400
B0404 Local Roads Bridge Maintenance	15,000	15,000	60,000	15,000
B0405 Local Roads General Maintenance Works	3,523,100	3,523,100	4,081,200	3,839,700
B0406 Local Roads General Improvement Works	-	-	-	-
B0499 Service Support Costs	1,747,300	1,747,300	1,587,600	1,624,100
<b>B04 Local Road - Maintenance and Improvement</b>	<b>6,929,400</b>	<b>6,929,400</b>	<b>7,344,200</b>	<b>7,277,500</b>



**Table F - Expenditure**

**Division B - Road Transport & Safety**

Expenditure by Service and Sub-Service	2017		2016	
	Adopted by Council	Estimated by Chief Executive	Adopted by Council	Estimated Outturn
	€	€	€	€
B0501 Public Lighting Operating Costs	3,495,400	3,495,400	3,854,000	3,599,900
B0502 Public Lighting Improvement	667,500	667,500	705,800	670,000
B0599 Service Support Costs	293,600	293,600	315,900	320,000
<b>B05 Public Lighting</b>	<b>4,456,500</b>	<b>4,456,500</b>	<b>4,875,700</b>	<b>4,589,900</b>
B0601 Traffic Management	-	-	-	-
B0602 Traffic Maintenance	1,420,400	1,420,400	1,400,400	1,575,700
B0603 Traffic Improvement Measures	3,500	3,500	3,500	3,500
B0699 Service Support Costs	952,600	952,600	916,000	938,500
<b>B06 Traffic Management Improvement</b>	<b>2,376,500</b>	<b>2,376,500</b>	<b>2,319,900</b>	<b>2,517,700</b>
B0701 Low Cost Remedial Measures	-	-	172,500	20,000
B0702 Other Engineering Improvements	-	-	-	-
B0799 Service Support Costs	-	-	2,800	2,800
<b>B07 Road Safety Engineering Improvement</b>	<b>-</b>	<b>-</b>	<b>175,300</b>	<b>22,800</b>
B0801 School Wardens	832,600	832,600	807,900	780,500
B0802 Publicity and Promotion Road Safety	-	-	-	-
B0899 Service Support Costs	306,500	306,500	267,300	273,000
<b>B08 Road Safety Promotion &amp; Education</b>	<b>1,139,100</b>	<b>1,139,100</b>	<b>1,075,200</b>	<b>1,053,500</b>
B0901 Maintenance and Management of Car Parks	-	-	-	-
B0902 Operation of Street Parking	663,100	663,100	761,800	771,900
B0903 Parking Enforcement	-	-	-	-
B0999 Service Support Costs	104,600	104,600	140,200	137,300
<b>B09 Car Parking</b>	<b>767,700</b>	<b>767,700</b>	<b>902,000</b>	<b>909,200</b>
B1001 Administration of Roads Capital Programme	414,300	414,300	648,200	518,400
B1099 Service Support Costs	340,200	340,200	456,500	466,500
<b>B10 Support to Roads Capital Prog</b>	<b>754,500</b>	<b>754,500</b>	<b>1,104,700</b>	<b>984,900</b>
B1101 Agency & Recoupable Service	-	-	15,000	1,200
B1199 Service Support Costs	264,800	264,800	105,500	224,900
<b>B11 Agency &amp; Recoupable Services</b>	<b>264,800</b>	<b>264,800</b>	<b>120,500</b>	<b>226,100</b>
<b>B Division Total</b>	<b>23,729,700</b>	<b>23,729,700</b>	<b>25,093,100</b>	<b>24,666,300</b>

**Table F - Income**

**Division B - Road Transport & Safety**

	2017		2016	
	Adopted by Council €	Estimated by Chief Executive €	Adopted by Council €	Estimated Outturn €
<b>Income by Source</b>				
<b>Government Grants, Subsidies, &amp; LPT</b>				
Arts, Heritage & Gaeltacht	-	-	-	-
TII Transport Infrastructure Ireland	450,000	450,000	540,000	450,000
Housing, Planning, Community & Local Government	3,914,400	3,914,400	-	6,800
DTO	-	-	-	-
Other Grants & Subsidies	-	-	-	-
LPT Self Funding	-	-	3,914,400	3,914,400
<b>Total Government Grants, Subsidies, &amp; LPT</b>	<b>4,364,400</b>	<b>4,364,400</b>	<b>4,454,400</b>	<b>4,371,200</b>
<b>Goods &amp; Services</b>				
Parking Fines & Charges	1,785,000	1,785,000	1,932,700	1,837,500
Agency Services & Repayable Works	35,000	35,000	35,000	35,000
Superannuation	231,700	231,700	238,700	238,700
Local Authority Contributions	1,000	1,000	1,500	8,000
Other income	607,100	607,100	535,800	682,100
<b>Total Goods &amp; Services</b>	<b>2,659,800</b>	<b>2,659,800</b>	<b>2,743,700</b>	<b>2,801,300</b>
<b>Division 'B' Total</b>	<b>7,024,200</b>	<b>7,024,200</b>	<b>7,198,100</b>	<b>7,172,500</b>

## Division C WATER SERVICES

### **IRISH WATER**

Irish Water took over responsibility for the operation of public water services, including water treatment and supply and the provision of waste water (foul sewer) services to homes and businesses in January 2014.

Local Authorities continue to provide water services on behalf of Irish Water in accordance with a 12 year Service Level Agreement (SLA), agreed protocols and a detailed Annual Service Plan (ASP) which links operational activities to budgets.

### **BUDGET PROVISIONS**

The formulation of an annual budget is an integral part of the Annual Service Plan negotiations between Fingal County Council and Irish Water.

Under the SLA with Irish Water, the Council will continue to meet Payroll costs and Central Management Charge costs. The Council recoups these costs from Irish Water on a monthly basis.

### **WATER SUPPLY & WASTE WATER SERVICES**

The provision of water supply and waste water services in the Fingal area continues to operate on a “business as usual” basis. The cost of dealing with surface water remains the responsibility of the Council.

### **CAPITAL PROJECTS**

Fingal County Council continues to administer capital projects in the Fingal area on behalf of Irish Water. It is anticipated that the following projects will commence construction in 2017:

- Rush Wastewater Collection Network Scheme
- Rush Road Skerries Pumping Station Scheme
- Liffey Siphon Rehabilitation Scheme
- Swords 30 inch Watermain Rehabilitation Scheme

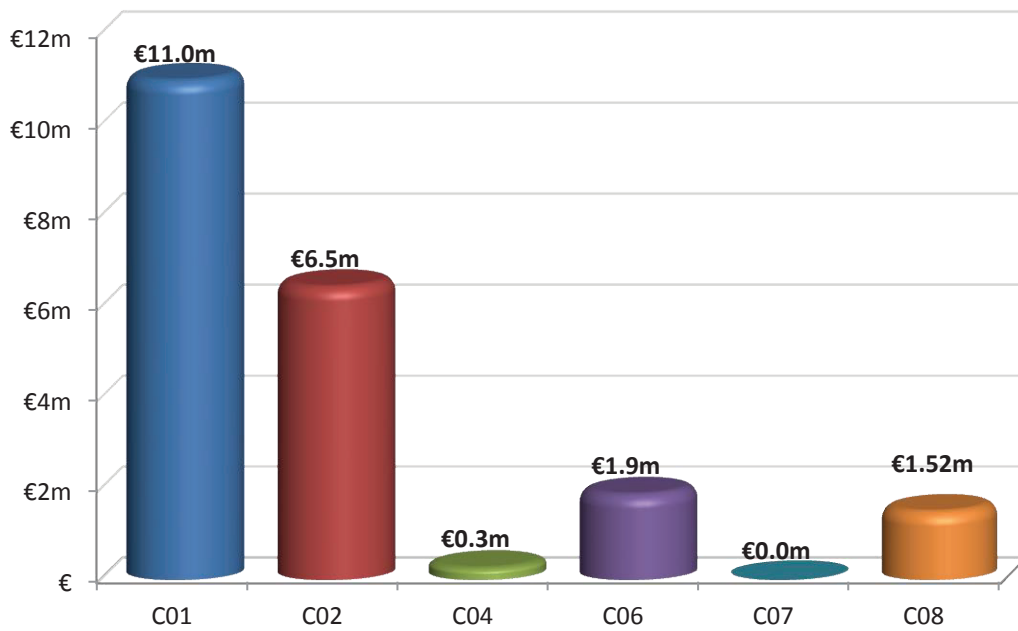
A number of other projects are listed in the Capital Investment Programme and these are being progressed through Irish Water and will eventually proceed to construction.

The Fingal Capital Programme also includes provision for remedial works to the Portrane Canal which drains Council lands to the South of the Portrane Road. Emergency Drainage Works were carried out on Main Street, Howth during 2016 and provision has been made in the Capital Programme to complete the remainder of these works in 2017.

# C – Water Services

## Expenditure

C01	Water Supply	€10,995,800
C02	Waste Water Treatment	€6,462,500
C04	Public Conveniences	€273,800
C06	Support to Water Capital Programme	€1,898,300
C07	Agency & Recoupable	€3,400
C08	Local Authority Water and Sanitary Services	€1,518,000
		<b>€21,151,800</b>



## Income

DHPCLG Grants	€2,800,900
Irish Water	€16,147,100
Other Income	€529,400
Superannuation	€425,700
	<b>€19,903,100</b>



**Table F - Expenditure**

**Division C - Water Services**

Expenditure by Service and Sub-Service	2017		2016	
	Adopted by Council	Estimated by Chief Executive	Adopted by Council	Estimated Outturn
	€	€	€	€
C0101 Water Plants & Networks	8,076,000	8,076,000	8,834,500	7,837,800
C0199 Service Support Costs	2,919,800	2,919,800	2,962,000	2,987,700
<b>C01 Water Supply</b>	<b>10,995,800</b>	<b>10,995,800</b>	<b>11,796,500</b>	<b>10,825,500</b>
C0201 Waste Plants and Networks	4,079,500	4,079,500	5,196,700	4,166,500
C0299 Service Support Costs	2,383,000	2,383,000	2,587,000	2,608,200
<b>C02 Waste Water Treatment</b>	<b>6,462,500</b>	<b>6,462,500</b>	<b>7,783,700</b>	<b>6,774,700</b>
C0301 Debt Management Water and Waste Water	-	-	241,800	226,000
C0399 Service Support Costs	-	-	226,100	229,900
<b>C03 Collection of Water and Waste Water Charges</b>	<b>-</b>	<b>-</b>	<b>467,900</b>	<b>455,900</b>
C0401 Operation and Maintenance of Public Conveniences	214,700	214,700	288,000	215,300
C0499 Service Support Costs	59,100	59,100	84,100	84,800
<b>C04 Public Conveniences</b>	<b>273,800</b>	<b>273,800</b>	<b>372,100</b>	<b>300,100</b>
C0501 Grants for Individual Installations	-	-	-	-
C0502 Grants for Water Group Schemes	-	-	-	-
C0503 Grants for Waste Water Group Schemes	-	-	-	-
C0504 Group Water Scheme Subsidies	-	-	-	-
C0599 Service Support Costs	-	-	-	-
<b>C05 Admin of Group and Private Installations</b>	<b>-</b>	<b>-</b>	<b>-</b>	<b>-</b>
C0601 Technical Design and Supervision	1,104,400	1,104,400	1,005,000	1,144,100
C0699 Service Support Costs	793,900	793,900	851,200	848,800
<b>C06 Support to Water Capital Programme</b>	<b>1,898,300</b>	<b>1,898,300</b>	<b>1,856,200</b>	<b>1,992,900</b>
C0701 Agency & Recoupable Service	2,000	2,000	-	4,600
C0799 Service Support Costs	1,400	1,400	1,300	1,300
<b>C07 Agency &amp; Recoupable Services</b>	<b>3,400</b>	<b>3,400</b>	<b>1,300</b>	<b>5,900</b>
C0801 Local Authority Water Services	109,900	109,900	-	-
C0802 Local Authority Sanitary Services	1,320,500	1,320,500	1,291,700	1,223,400
C0899 Local Authority Service Support Costs	87,600	87,600	54,200	58,700
<b>C08 Local Authority Water and Sanitary Services</b>	<b>1,518,000</b>	<b>1,518,000</b>	<b>1,345,900</b>	<b>1,282,100</b>
<b>C Division Total</b>	<b>21,151,800</b>	<b>21,151,800</b>	<b>23,623,600</b>	<b>21,637,100</b>

**Table F - Income**

**Division C - Water Services**

	2017		2016	
	Adopted by Council €	Estimated by Chief Executive €	Adopted by Council €	Estimated Outturn €
<b>Income by Source</b>				
<b>Government Grants, Subsidies, &amp; LPT</b>				
Housing, Planning, Community & Local Government	2,800,900	2,800,900	2,752,000	2,836,200
Other Grants & Subsidies	-	-	-	-
<b>Total Government Grants, Subsidies, &amp; LPT</b>	<b>2,800,900</b>	<b>2,800,900</b>	<b>2,752,000</b>	<b>2,836,200</b>
<b>Goods &amp; Services</b>				
Agency Services & Repayable Works	-	-	-	-
Superannuation	425,700	425,700	462,600	462,600
Irish Water	16,147,100	16,147,100	18,573,900	16,553,900
Local Authority Contributions	-	-	-	-
Other income	529,400	529,400	473,400	583,400
<b>Total Goods &amp; Services</b>	<b>17,102,200</b>	<b>17,102,200</b>	<b>19,509,900</b>	<b>17,599,900</b>
<b>Division 'C' Total</b>	<b>19,903,100</b>	<b>19,903,100</b>	<b>22,261,900</b>	<b>20,436,100</b>

## Division D DEVELOPMENT MANAGEMENT

### STRATEGIC PLANNING

The increase in the number of planning applications continues with a 56% growth since 2012, indicating a continuing improvement in the construction sector. Work is ongoing to improve the functionality of the Planning System to allow the public to submit householder planning applications electronically and to allow planning searches and submission of observations on-line.

The Council's Development Contribution Scheme 2016 - 2020 was adopted on December 14, 2015, and is a County wide scheme. All levies applied and collected are accounted for and expended on a County wide basis on public infrastructure and facilities benefiting development in the entire County area. The Scheme came into effect on January 1, 2016.

### FORWARD PLANNING

Work has been ongoing in 2016 on a number of Local Area Plans and will continue in 2017 on the following projects:

- Airport LAP
- Kinsealy LAP
- Belcamp LAP to commence in 2017
- Barnhill LAP
- Kellystown LAP
- GE Zoned Lands Balbriggan
- Airside Urban-Development Strategic Study Area
- Work on Rivermeade LAP
- Work on Rolestown LAP
- Schedule of Master Plans will be prepared in 2017 following adoption of the Fingal County Development Plan 2017-2023

The following Local Area Plans will be reviewed in 2017

- Dardistown LAP
- Ballyboughal RV
- Oldtown RV

### FINGAL DEVELOPMENT PLAN 2017 – 2023

The review of the Fingal Development Plan is ongoing. Following the consideration of the Chief Executive's Report any material amendments to the Draft Plan will require a further public consultation period in November/December 2016. The process will

conclude in March 2017 with the publication of the Fingal Development Plan 2017 - 2023.

### **LOCAL INFRASTRUCTURE HOUSING ACTIVATION FUND (LIHAF) & CONSTRUCTION 2020**

The Action Plan for Housing and Homelessness, Rebuilding Ireland established a €200m Local Infrastructure Housing Activation Fund (LIHAF) for investment in infrastructure sufficient to enable early activation of suitably located and scaled housing sites. The LIHAF will be funded through €150m exchequer funding matched by €50m in Local Authority funding. Fingal is well positioned to avail of this fund and the process of identifying suitable qualifying projects that meet the set criteria is ongoing. The Dublin Housing Supply Task Force was established as part of the Government's "Construction 2020 Policy". The Council continues to input into the task force on a quarterly basis.

### **HERITAGE PLAN**

In 2017 the Heritage Office will begin the process of formulating a new Heritage Plan for Fingal in consultation with the Fingal Heritage Forum, stakeholders and the community. Implementation of the Fingal Heritage Plan 2011-2017 will also continue until the end of 2017. The Heritage Office will also continue to support Heritage Week and other community heritage events throughout the County.

### **ECONOMIC DEVELOPMENT**

The Economic, Enterprise and Tourism Development Department supports the co-ordinated economic development of Fingal by planning for, initiating and managing projects that contribute positively to the County's ongoing economic development. The Department is involved in the marketing and promotion of the Council's industrial parks and of Fingal as a business friendly location. The Department also promotes initiatives that contribute to the fostering of an enterprise culture in the County.

The Economic, Enterprise and Tourism Development Department engages in strategic economic planning which informs Fingal County Council policy decisions. This work is important in ensuring that the maximum benefit is derived from economic and employment development decisions associated with major infrastructure projects.

### **INVESTMENT ATTRACTION**

The Dublin Enterprise Zone (DEZ) which includes Damastown, Ballycoolin and Cherryhound has developed at a national scale over the last 20 years, supported by significant public and private investment. The area currently contains 20 Business Parks with approximately 1,100 business premises. Over 17,000 jobs are supported in a mix of FDI and indigenous companies.

The Council is committed to continued investment in and management and promotion of the DEZ. The Economic, Enterprise and Tourism Development Department will continue to build upon the success of the DEZ. Funding has been provided in the budget for further initiatives to enhance the infrastructure in the area and to promote and market the zone as a prime location for business investment.



In addition, the Council will continue to attract investment across all locations in the County including in Stephenstown and the wider Balbriggan area which is experiencing an upturn at present.

### **PLACE-MAKING INITIATIVE PILOT SCHEME**

Fingal County Council officials and Elected Representatives played an important role in the development of the Dublin Regional Action Plan for Jobs, launched by the Minister for Jobs, Enterprise and Innovation in January 2016. Among the actions set out in the Plan was a commitment to trial a local place-making initiative as an accompaniment to wider economic policy tools.

Accordingly, Fingal County Council in collaboration with Balbriggan Chamber of Commerce has been rolling out a number of initiatives to stimulate the Balbriggan economy, including short, medium and long-term strategies. In July 2016, the Council launched the *Balbriggan Shop Front Enhancement Grant Scheme* which provides advice and financial assistance to business owners and operators to improve shop fronts and commercial properties on the Main Street in Balbriggan. Training supports will also be provided along with promotion and marketing assistance through Retail Excellence Ireland.

### **LOCAL COMMUNITY DEVELOPMENT COMMITTEES**

The Local Government Reform Act 2014 provides a more central role for Councils in economic and local community development, including the establishment of LCDC's. The Fingal Local Community Development Committee (LCDC) is responsible for co-ordinating, planning and overseeing local development funding. It is the contracting authority for the Fingal Social Inclusion Community Activation Programme (SICAP) totalling €1.2m annually. Through its sub-committee, the Dublin Rural Local Action Group, it also has ultimate responsibility for the oversight and delivery of the LEADER Programme's, allocation of €6.3m for the period 2015–2020 in Dublin.

### **LOCAL ECONOMIC & COMMUNITY PLAN**

Fingal's Local Economic & Community Plan (LECP) 2016–2021 was adopted by the Council in December 2015. The plan includes actions that Fingal County Council will deliver directly and actions led by, or delivered in partnership with other economic and community development stakeholders. On completion of the new Regional Spatial and Economic Strategy for the Dublin region in 2017, LECP's will be reviewed and adjusted as appropriate.

### **LOCAL ENTERPRISE OFFICE**

Local Enterprise Office (LEO) Fingal is one of 31 LEOs nationwide. LEO Fingal is the 'First-Stop-Shop' for enterprise supports in the County and operates from offices located on the first floor of County Hall in Swords. Funding for Capital expenditure is categorised into two measures:

### *Measure One activities (Selective Financial Intervention)*

LEO Fingal currently provides a range of financial supports to qualifying small businesses which are based in the County. The primary aim of these supports is to stimulate growth and create employment in qualifying start-ups and established small businesses that can demonstrate international growth potential.

The types of funding that are available include Feasibility Study/Innovation Grant Assistance (max €20,000), Business Priming funding (start-up businesses, ordinarily up to €80,000) and Business Expansion Grant Assistance (for established businesses, ordinarily up to €80,000).

### *Measure Two activities (Soft Supports)*

Soft supports are provided by LEO Fingal and include Management Development Training, Business Advisory Services and Mentoring, provision of a First Stop Shop Service, Business Networking, Export and International trade initiatives and enterprise promotion initiatives. Fingal Enterprise Week ran in 2016 for the sixth consecutive year and was funded principally by a mix of core LEO funding, Economic Development funds, sponsorship funding and training fees received.

Other initiatives include:

- The *Ireland's Best Young Entrepreneur* competition
- The *Trading Online Vouchers* scheme

In addition, LEO Fingal secured funding from Enterprise Ireland to develop an online learning platform geared at start-up and early stage businesses operating in the food sector. The project is targeted at Dublin Food Producers and focuses on the creation of an on-line video education platform to enhance knowledge, improve skill sets and develop producer competencies.

Finally the Local Enterprise Office's *Student Enterprise Programme* is the biggest enterprise learning initiative in Ireland, with over 20,000 students participating each year. Designed to enable second level students to learn real-life business and entrepreneurial skills, this national initiative is targeted at all levels in secondary schools from first year through to sixth year.

## **ENTERPRISE CENTRES**

Fingal County Council has developed and continues to support, three enterprise centres for start-up businesses:

- BASE Enterprise Centre, Mulhuddart, established in 1996 has 30 units supporting 25 businesses and 100 jobs.
- BEAT Enterprise Centre, Balbriggan, established in 1999 has 20 units supporting 18 businesses and 90 jobs.
- Drinan Enterprise Centre, Swords, established in 2010 has 35 units supporting 32 businesses and 130 jobs.

Combined, the three enterprise centres are approaching full occupancy, reflecting increased levels of new start-ups locally and increased demand for start-up enterprise and incubation space.

### **PROMOTION OF TOURISM**

Progress on the implementation of the Fingal Tourism Strategy 2015–2018 continued at pace in 2016. In June of this year, the brand strategy for Fingal was launched, optimising the new Fáilte Ireland brand for *Dublin - A Breath of Fresh Air* and showing this Council's commitment to the development of tourism in the County.

The brand strategy has produced a brand toolkit for use in Fingal encompassing a visual identity toolkit, photography and videos and visibility toolkits.

The new brand for the Dublin Region is being supported by the four Dublin local authorities, Fáilte Ireland and the tourism business sector. A sum of €83,000 has been provided in the 2017 budget for this campaign. Fingal County Council also continues to support Fingal Tourism Ltd. to ensure an integrated approach to the delivery of tourism development in the County.

### **HISTORIC PROPERTIES**

The Economic, Enterprise and Tourism Development Department is responsible for the operation, maintenance and future development of the Council's heritage properties throughout the County. The Department is working collaboratively to maximise the tourism and job creation potential of each property in 2017.

The Council appointed external consultants to undertake a Strategic Review of the portfolio throughout the County. As part of this process, the consultants met with all key stakeholders who have an interest in the future direction of Fingal's heritage properties, including properties that are currently open to the public, those that are in development/construction and those which have considerable potential for tourism. Implementation of key elements of this report will be advanced in 2017.

### **EVENTS**

Fingal County Council's Events Unit continues to deliver high quality public events for the community and international visitors. The 2017 budget includes funding our traditional, directly delivered Fingal County Council events, local festivals and a fund to attract large scale commercial events to the County. Funding will allow for the continuation and expansion of the Countywide events programme to its existing high standard.

### **ALLOTMENTS**

The Council continues to provide approximately 900 allotments on sites in Blanchardstown, Donabate, Skerries and Balbriggan. All schemes have car parking, water supply, drainage and good soil.

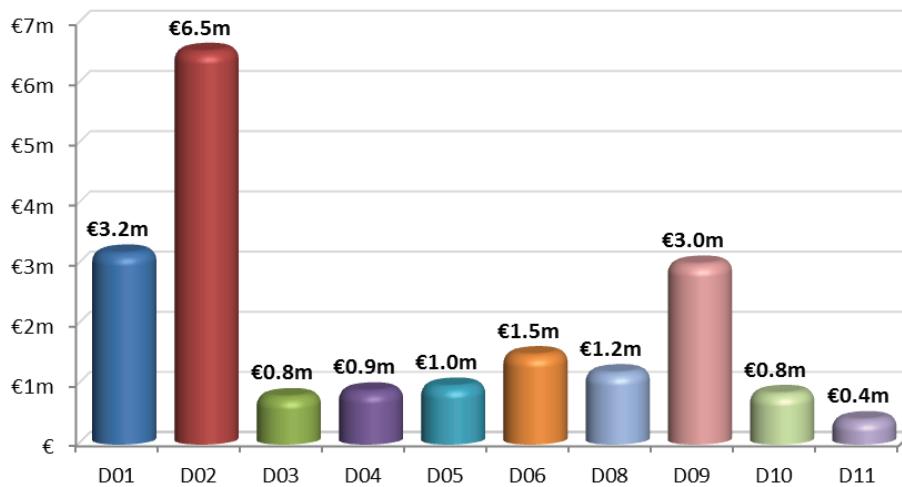
## **FINGAL PUBLIC PARTICIPATION NETWORK**

In 2016 we continued to support the development of the Fingal Public Participation Network (FPPN). The FPPN saw a 15% increase in its membership. The network launched its web site and members received training and an induction programme. A provision of €23,000 is provided in the 2017 budget.

# D - Development Management

## Expenditure

D01	Forward Planning	€3,181,200
D02	Development Management	€6,533,200
D03	Enforcement	€794,500
D04	Industrial and Commercial Facilities	€890,600
D05	Tourism Development and Promotion	€969,500
D06	Community and Enterprise Function	€1,491,900
D08	Building Control	€1,192,400
D09	Economic Development and Promotion	€2,997,700
D10	Property Management	€848,000
D11	Heritage and Conservation Services	€411,500
		<b>€19,310,500</b>



## Income

Arts, Heritage & Gaeltacht	€125,000
Jobs, Enterprise & Innovation	€935,400
Other Grants & Subsidies	€171,200
Planning Fees	€1,042,000
Other Income	€757,800
Sale/leasing of property	€610,100
Superannuation	€271,500
<b>€3,913,000</b>	

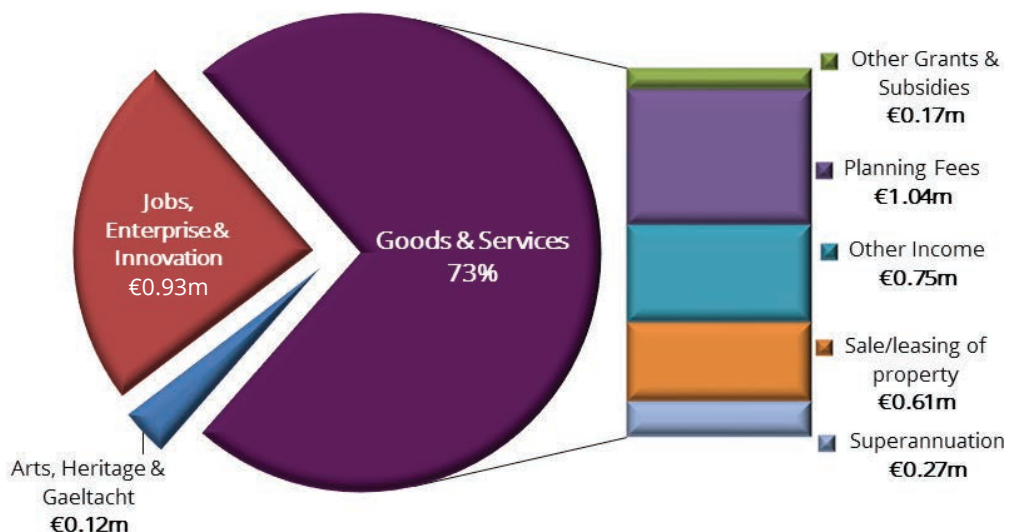


Table F - Expenditure

## Division D - Development Management

Expenditure by Service and Sub-Service	2017		2016	
	Adopted by Council	Estimated by Chief Executive	Adopted by Council	Estimated Outturn
	€	€	€	€
D0101 Statutory Plans and Policy	1,709,600	1,709,600	2,509,000	2,131,900
D0199 Service Support Costs	1,471,600	1,471,600	1,393,400	1,407,300
<b>D01 Forward Planning</b>	<b>3,181,200</b>	<b>3,181,200</b>	<b>3,902,400</b>	<b>3,539,200</b>
D0201 Planning Control	3,414,400	3,414,400	2,787,900	2,955,300
D0299 Service Support Costs	3,118,800	3,118,800	2,772,900	2,810,500
<b>D02 Development Management</b>	<b>6,533,200</b>	<b>6,533,200</b>	<b>5,560,800</b>	<b>5,765,800</b>
D0301 Enforcement Costs	443,700	443,700	506,300	429,000
D0399 Service Support Costs	350,800	350,800	339,000	344,200
<b>D03 Enforcement</b>	<b>794,500</b>	<b>794,500</b>	<b>845,300</b>	<b>773,200</b>
D0401 Industrial Sites Operations	274,500	274,500	344,600	321,400
D0403 Management of & Contribs to Other Commercial Facs	287,200	287,200	510,700	512,900
D0404 General Development Promotion Work	-	-	34,100	32,000
D0499 Service Support Costs	328,900	328,900	324,200	329,600
<b>D04 Industrial and Commercial Facilities</b>	<b>890,600</b>	<b>890,600</b>	<b>1,213,600</b>	<b>1,195,900</b>
D0501 Tourism Promotion	870,800	870,800	691,500	844,800
D0502 Tourist Facilities Operations	2,500	2,500	2,500	2,500
D0599 Service Support Costs	96,200	96,200	15,200	15,300
<b>D05 Tourism Development and Promotion</b>	<b>969,500</b>	<b>969,500</b>	<b>709,200</b>	<b>862,600</b>
D0601 General Community & Enterprise Expenses	481,400	481,400	691,700	586,800
D0602 RAPID Costs	-	-	-	-
D0603 Social Inclusion	298,200	298,200	267,300	298,600
D0699 Service Support Costs	712,300	712,300	793,800	804,800
<b>D06 Community and Enterprise Function</b>	<b>1,491,900</b>	<b>1,491,900</b>	<b>1,752,800</b>	<b>1,690,200</b>
D0701 Unfinished Housing Estates	-	-	-	-
D0799 Service Support Costs	-	-	-	-
<b>D07 Unfinished Housing Estates</b>	<b>-</b>	<b>-</b>	<b>-</b>	<b>-</b>
D0801 Building Control Inspection Costs	623,300	623,300	572,700	547,600
D0802 Building Control Enforcement Costs	21,000	21,000	19,500	20,900
D0899 Service Support Costs	548,100	548,100	428,200	435,100
<b>D08 Building Control</b>	<b>1,192,400</b>	<b>1,192,400</b>	<b>1,020,400</b>	<b>1,003,600</b>

**Table F - Expenditure**

**Division D - Development Management**

Expenditure by Service and Sub-Service	2017		2016	
	Adopted by Council	Estimated by Chief Executive	Adopted by Council	Estimated Outturn
	€	€	€	€
D0901 Urban and Village Renewal	-	-	-	-
D0902 EU Projects	-	-	41,300	38,000
D0903 Town Twinning	21,000	21,000	20,200	23,200
D0904 European Office	-	-	-	-
D0905 Economic Development and Promotion	1,056,900	1,056,900	747,600	738,100
D0906 Jobs, Enterprise & Innovation	1,290,100	1,290,100	1,299,700	1,389,300
D0999 Service Support Costs	629,700	629,700	798,300	649,700
<b>D09 Economic Development and Promotion</b>	<b>2,997,700</b>	<b>2,997,700</b>	<b>2,907,100</b>	<b>2,838,300</b>
D1001 Property Management Costs	569,300	569,300	416,000	507,900
D1099 Service Support Costs	278,700	278,700	309,300	314,800
<b>D10 Property Management</b>	<b>848,000</b>	<b>848,000</b>	<b>725,300</b>	<b>822,700</b>
D1101 Heritage Services	181,900	181,900	168,600	171,300
D1102 Conservation Services	35,400	35,400	27,300	23,900
D1103 Conservation Grants	125,000	125,000	150,000	98,100
D1199 Service Support Costs	69,200	69,200	64,700	64,800
<b>D11 Heritage and Conservation Services</b>	<b>411,500</b>	<b>411,500</b>	<b>410,600</b>	<b>358,100</b>
D1201 Agency & Recoupable Service	-	-	-	-
D1299 Service Support Costs	-	-	-	-
<b>D12 Agency &amp; Recoupable Services</b>	<b>-</b>	<b>-</b>	<b>-</b>	<b>-</b>
<b>D Division Total</b>	<b>19,310,500</b>	<b>19,310,500</b>	<b>19,047,500</b>	<b>18,849,600</b>

**Table F - Income**

**Division D - Development Management**

	2017		2016	
	Adopted by Council €	Estimated by Chief Executive €	Adopted by Council €	Estimated Outturn €
<b>Income by Source</b>				
<b>Government Grants, Subsidies, &amp; LPT</b>				
Arts, Heritage & Gaeltacht	125,000	125,000	150,000	98,000
Housing, Planning, Community & Local Government	-	-	-	-
Jobs, Enterprise and Innovation	935,400	935,400	870,000	977,500
Other Grants & Subsidies	171,200	171,200	186,700	171,200
<b>Total Government Grants, Subsidies, &amp; LPT</b>	<b>1,231,600</b>	<b>1,231,600</b>	<b>1,206,700</b>	<b>1,246,700</b>
<b>Goods &amp; Services</b>				
Planning Fees	1,042,000	1,042,000	1,276,000	1,052,000
Agency Services & Repayable Works	-	-	-	-
Superannuation	271,500	271,500	286,100	286,100
Sale/leasing of other property/Industrial Sites	610,100	610,100	410,000	615,900
Local Authority Contributions	-	-	5,000	16,600
Other income	757,800	757,800	876,700	906,300
<b>Total Goods &amp; Services</b>	<b>2,681,400</b>	<b>2,681,400</b>	<b>2,853,800</b>	<b>2,876,900</b>
<b>Division 'D' Total</b>	<b>3,913,000</b>	<b>3,913,000</b>	<b>4,060,500</b>	<b>4,123,600</b>



## Division E

# ENVIRONMENTAL SERVICES

### **OPERATION, MAINTENANCE AND AFTERCARE OF LANDFILL**

This service covers the remediation of Balleally Landfill, the aftercare of Dunsink Landfill, aftercare of historic landfills and finance charges for the Nevitt Landfill project. Restoration at Balleally Landfill continued in 2016 and the capping of remaining areas will be completed in 2017. There are ongoing costs in relation to leachate management, environmental monitoring and public access. There are also charges associated with the provision for environmental liabilities for both Balleally and Dunsink Landfills.

### **OPERATION AND MAINTENANCE OF RECOVERY AND RECYCLING FACILITIES**

This service covers the operation of Estuary and Coolmine Recycling Centres and Fingal County Council's network of bottle banks.

### **WASTE TO ENERGY FACILITY**

Construction of the Dublin Waste to Energy Facility at Poolbeg commenced in late 2014 and is expected to be operational in 2017. This project is a key element of national waste infrastructure designed to meet Ireland's requirements under the EU Landfill Directive.

### **LITTER ENFORCEMENT**

This service covers the enforcement of the Litter Pollution Acts. It also covers information campaigns to raise awareness about litter with schools, businesses and the wider public.

### **STREET CLEANING**

More than 1,300 litter bins are located throughout Fingal. Street cleaning crews empty and maintain these bins and carry out litter picking and road sweeping. Extended street cleaning schedules are in place in and around the towns of Balbriggan, Skerries, Swords, Blanchardstown, Mulhuddart, Malahide and Howth.

### **WASTE REGULATION, MONITORING AND ENFORCEMENT**

The Waste Enforcement Unit of the Environment Division continues to ensure compliance with Waste Management Regulations. These regulations cover the permitting of waste recovery facilities, monitoring and control of waste movement and producer responsibility obligations, including those for packaging waste, Waste Electrical and Electronic Equipment (WEEE), batteries and accumulators and End of Life Vehicles (ELV's).

The Waste Enforcement Unit will work closely with Dublin City Council which is the Waste Enforcement Regional Lead Authority (WERLA) for the Eastern and Midlands Region. The work of the three WERLA's will be overseen by a National Steering Committee who will co-ordinate national/regional waste enforcement priorities.

## **WASTE MANAGEMENT PLANNING**

This service covers costs in relation to waste management planning and the operation of the Eastern-Midlands Region Regional office.

## **MAINTENANCE OF BURIAL GROUNDS**

Fingal County Council manages 36 burial grounds which will continue to be maintained to a high standard during the coming year. The sum of €450,000 has been made available for burial ground development in Budget 2017.

## **OPERATION OF FIRE SERVICE & FIRE PREVENTION**

The Fire Service for Fingal is provided by Dublin City Council. The full services of Dublin Fire Brigade, including the Ambulance Service, is available to deal with incidents and emergencies in Fingal should the need arise. Fingal's share of the cost of the fire service in 2017 is estimated at €19.3m.

## **WATER POLLUTION UNIT**

The Water Pollution Unit is responsible for the enforcement of the Local Government (Water Pollution) Acts, investigation of water pollution incidents and monitoring the licensing of trade effluent discharges to open water and to sewers.

Under the Water Framework Directive, the unit is also responsible for river monitoring, reporting on bathing water quality, farm surveys (under the GAP Regulations) and for reporting on the Programme of Measures under the Eastern River Basin Management Plan. The unit is also responsible for implementing the EPA National Inspection Plan on domestic waste water treatment systems (septic tanks).

## **AIR QUALITY AND NOISE POLLUTION**

The Environment Division of Fingal County Council assists the Environmental Protection Agency (EPA) by providing monitoring stations, facilities and air monitoring equipment at River Road, Blanchardstown and Watery Lane, Swords. These continuous monitoring stations form part of the National Ambient Air Quality Monitoring Network. They provide near real time data on NO<sub>2</sub>, PM<sub>10</sub> and O<sub>3</sub> (Ozone). All monitoring results are automatically uploaded onto the EPA website and can be viewed online.

The Air Pollution Act (Marketing, Sale, Distribution and Burning of Specified Fuels) Regulations 2012, designates all of Fingal as a specified area in which smoky coal may not be sold, burnt, distributed or offered for sale. Enforcement of these Regulations in the extended area began in 2013 and will continue into 2017.

A noise monitoring network has been established which forms part of a larger network covering Dublin City and County. This network will continue in 2017 and its results will be used to validate the noise maps previously produced in 2012.

## **ENVIRONMENTAL AWARENESS**

Included here are the costs associated with the Local Agenda 21 programme and regional environmental awareness campaigns on waste management.

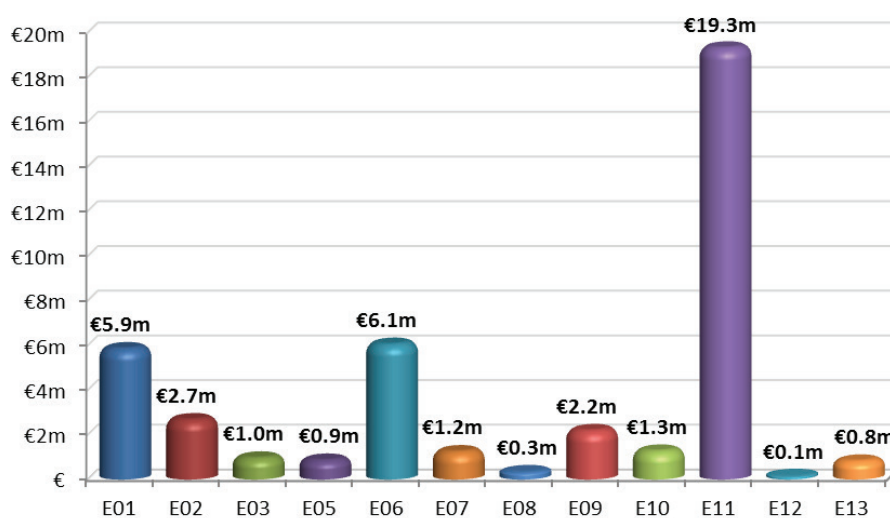
## **CLIMATE CHANGE & ENERGY EFFICIENCY**

This covers costs relating to the co-ordination of Fingal's actions required under the Climate Change and Low Carbon Development Act 2015 and the development of Climate Change Action Plans arising from the Draft Strategy currently under consideration.

## E - Environmental Services

### Expenditure

E01	Landfill Operation and Aftercare	€5,855,900
E02	Recovery & Recycling Facilities Operations	€2,676,400
E03	Waste to Energy Facilities	€963,600
E05	Litter Management	€866,900
E06	Street Cleaning	€6,056,500
E07	Waste Regulations, Monitoring and Enforcement	€1,211,100
E08	Waste Management Planning	€373,400
E09	Maintenance of Burial Grounds	€2,192,100
E10	Safety of Structures and Places	€1,274,600
E11	Operation of Fire Service	€19,312,500
E12	Fire Prevention	€146,400
E13	Water Quality, Air and Noise Pollution	€825,900
		<b>€41,755,300</b>



### Income

DHPCLG Grants	€265,500
Other Income	€1,958,600
Fire Charges	€750,000
Domestic Refuse Charges	€450,000
Superannuation	€268,800
Local Authority Contributions	€92,300
<b>€3,785,200</b>	

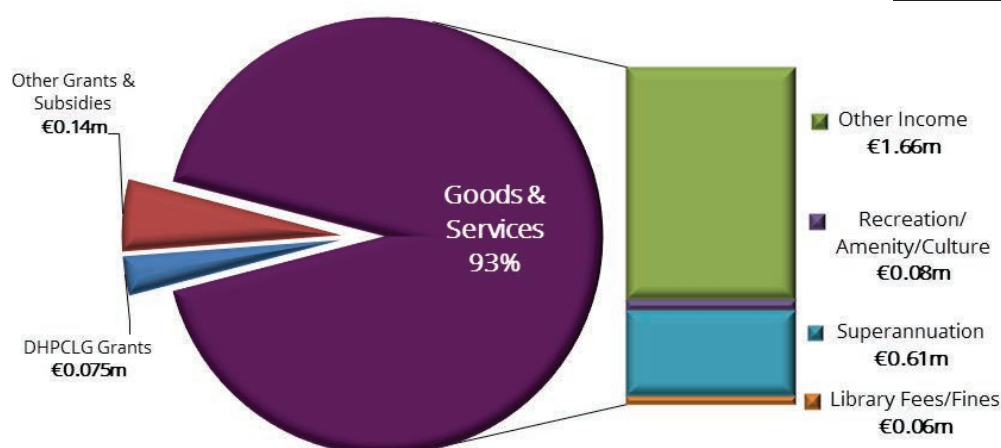


Table F - Expenditure

## Division E - Environmental Services

Expenditure by Service and Sub-Service	2017		2016	
	Adopted by Council	Estimated by Chief Executive	Adopted by Council	Estimated Outturn
	€	€	€	€
E0101 Landfill Operations	3,986,700	3,986,700	4,405,100	4,503,200
E0102 Contribution to other LAs - Landfill Facilities	-	-	-	-
E0103 Landfill Aftercare Costs.	1,401,300	1,401,300	1,383,300	1,319,200
E0199 Service Support Costs	467,900	467,900	522,700	535,400
<b>E01 Landfill Operation and Aftercare</b>	<b>5,855,900</b>	<b>5,855,900</b>	<b>6,311,100</b>	<b>6,357,800</b>
E0201 Recycling Facilities Operations	375,300	375,300	400,900	489,300
E0202 Bring Centres Operations	1,986,100	1,986,100	1,738,700	1,886,200
E0204 Other Recycling Services	800	800	800	800
E0299 Service Support Costs	314,200	314,200	338,600	341,100
<b>E02 Recovery &amp; Recycling Facilities Operations</b>	<b>2,676,400</b>	<b>2,676,400</b>	<b>2,479,000</b>	<b>2,717,400</b>
E0301 Waste to Energy Facilities Operations	963,600	963,600	960,000	946,700
E0399 Service Support Costs	-	-	-	-
<b>E03 Waste to Energy Facilities Operations</b>	<b>963,600</b>	<b>963,600</b>	<b>960,000</b>	<b>946,700</b>
E0401 Recycling Waste Collection Services	-	-	-	-
E0402 Organic Waste Collection Services	-	-	-	-
E0403 Residual Waste Collection Services	-	-	-	-
E0404 Commercial Waste Collection Services	-	-	-	-
E0406 Contribution to Waste Collection Services	-	-	-	-
E0407 Other Costs Waste Collection	-	-	-	-
E0499 Service Support Costs	-	-	-	-
<b>E04 Provision of Waste to Collection Services</b>	<b>-</b>	<b>-</b>	<b>-</b>	<b>-</b>
E0501 Litter Warden Service	407,400	407,400	438,700	402,000
E0502 Litter Control Initiatives	-	-	-	-
E0503 Environmental Awareness Services	145,200	145,200	139,200	94,600
E0599 Service Support Costs	314,300	314,300	407,200	410,700
<b>E05 Litter Management</b>	<b>866,900</b>	<b>866,900</b>	<b>985,100</b>	<b>907,300</b>
E0601 Operation of Street Cleaning Service	4,564,100	4,564,100	4,478,700	4,559,600
E0602 Provision and Improvement of Litter Bins	55,300	55,300	57,400	55,300
E0699 Service Support Costs	1,437,100	1,437,100	1,431,900	1,442,500
<b>E06 Street Cleaning</b>	<b>6,056,500</b>	<b>6,056,500</b>	<b>5,968,000</b>	<b>6,057,400</b>
E0701 Monitoring of Waste Regs (incl Private Landfills)	58,800	58,800	17,300	36,700
E0702 Enforcement of Waste Regulations	672,900	672,900	436,700	509,600
E0799 Service Support Costs	479,400	479,400	733,300	747,300
<b>E07 Waste Regulations, Monitoring and Enforcement</b>	<b>1,211,100</b>	<b>1,211,100</b>	<b>1,187,300</b>	<b>1,293,600</b>

Table F - Expenditure

Division E - Environmental Services				
Expenditure by Service and Sub-Service	2017		2016	
	Adopted by Council €	Estimated by Chief Executive €	Adopted by Council €	Estimated Outturn €
E0801 Waste Management Plan	315,400	315,400	294,800	223,500
E0802 Contrib to Other Bodies Waste Management Planning	-	-	-	-
E0899 Service Support Costs	58,000	58,000	81,100	81,800
<b>E08 Waste Management Planning</b>	<b>373,400</b>	<b>373,400</b>	<b>375,900</b>	<b>305,300</b>
E0901 Maintenance of Burial Grounds	1,657,200	1,657,200	1,601,000	1,731,900
E0999 Service Support Costs	534,900	534,900	671,500	680,100
<b>E09 Maintenance of Burial Grounds</b>	<b>2,192,100</b>	<b>2,192,100</b>	<b>2,272,500</b>	<b>2,412,000</b>
E1001 Operation Costs Civil Defence	119,300	119,300	81,000	119,300
E1002 Dangerous Buildings	103,700	103,700	157,800	102,000
E1003 Emergency Planning	271,000	271,000	281,600	285,500
E1004 Derelict Sites	66,100	66,100	73,900	58,200
E1005 Water Safety Operation	248,200	248,200	343,300	286,100
E1099 Service Support Costs	466,300	466,300	622,900	630,700
<b>E10 Safety of Structures and Places</b>	<b>1,274,600</b>	<b>1,274,600</b>	<b>1,560,500</b>	<b>1,481,800</b>
E1101 Operation of Fire Brigade Service	19,310,900	19,310,900	18,872,100	18,943,100
E1103 Fire Services Training	-	-	-	-
E1104 Operation of Ambulance Service	-	-	-	-
E1199 Service Support Costs	1,600	1,600	1,900	1,900
<b>E11 Operation of Fire Service</b>	<b>19,312,500</b>	<b>19,312,500</b>	<b>18,874,000</b>	<b>18,945,000</b>
E1201 Fire Safety Control Cert Costs	75,600	75,600	97,700	68,500
E1202 Fire Prevention and Education	-	-	-	-
E1203 Inspection & Monitoring of Commercial Facilities	-	-	-	-
E1299 Service Support Costs	70,800	70,800	88,500	89,600
<b>E12 Fire Prevention</b>	<b>146,400</b>	<b>146,400</b>	<b>186,200</b>	<b>158,100</b>
E1301 Water Quality Management	415,800	415,800	400,100	369,300
E1302 Licensing and Monitoring of Air and Noise Quality	196,600	196,600	170,100	203,000
E1399 Service Support Costs	213,500	213,500	272,100	273,600
<b>E13 Water Quality, Air and Noise Pollution</b>	<b>825,900</b>	<b>825,900</b>	<b>842,300</b>	<b>845,900</b>
E1401 Agency & Recoupable Service	-	-	-	-
E1499 Service Support Costs	-	-	-	-
<b>E14 Agency &amp; Recoupable Services</b>	<b>-</b>	<b>-</b>	<b>-</b>	<b>-</b>
<b>E Division Total</b>	<b>41,755,300</b>	<b>41,755,300</b>	<b>42,001,900</b>	<b>42,428,300</b>

**Table F - Income**

**Division E - Environmental Services**

	2017		2016	
	Adopted by Council €	Estimated by Chief Executive €	Adopted by Council €	Estimated Outturn €
<b>Income by Source</b>				
<b>Government Grants, Subsidies, &amp; LPT</b>				
Social Protection	-	-	-	-
Housing, Planning, Community & Local Government	265,500	265,500	265,500	263,300
Defence	-	-	-	-
Other Grants & Subsidies	-	-	-	-
<b>Total Government Grants, Subsidies, &amp; LPT</b>	<b>265,500</b>	<b>265,500</b>	<b>265,500</b>	<b>263,300</b>
<b>Goods &amp; Services</b>				
Domestic Refuse Charges	450,000	450,000	391,000	450,000
Commercial Refuse Charges	-	-	-	-
Agency Services & Repayable Works	-	-	-	-
Superannuation	268,800	268,800	278,100	278,200
Landfill Charges	-	-	-	-
Fire Charges	750,000	750,000	850,000	800,000
Local Authority Contributions	92,300	92,300	66,400	92,300
Other income	1,958,600	1,958,600	2,018,100	1,987,600
<b>Total Goods &amp; Services</b>	<b>3,519,700</b>	<b>3,519,700</b>	<b>3,603,600</b>	<b>3,608,100</b>
<b>Division 'E' Total</b>	<b>3,785,200</b>	<b>3,785,200</b>	<b>3,869,100</b>	<b>3,871,400</b>

## Division F RECREATION & AMENITY

### LIBRARIES

Registered membership of Fingal Libraries continues to be the highest in the country at 189,719 or 64% of the population. There were approximately 1.15 million visits made to Fingal Libraries in 2016 to borrow books, read a newspaper, find out information, use a computer, attend a meeting or to enjoy an event. Over one million items were borrowed from our libraries in 2016, ranging from books to pictures to console games. Services are provided across a network of 10 branch libraries, four mobile library vans, a housebound service and a local studies and archives section. The majority of service points operate across a six day week, with average opening hours of 45 hours per week, also the highest in the country.

Our digital resources including e-books, e-newspapers, e-magazines and online learning courses continue to grow in popularity, with over 92,247 downloads recorded in 2016, which represents a 84% increase on the 2015 figure. E-newspapers from Library Press Display and e-magazines from Zinio continue to be the most popular online resources, with users having access to thousands of newspaper and magazine titles from Ireland and across the globe. We launched our newest e-service, Comics Plus, in May 2016. There were 500 downloads of graphic novels and comics from this service from May to the end of September 2016.

In 2017 the Council will remain committed to delivering core library services free of charge and to providing a safe, neutral and democratic space for the citizens of Fingal. Community groups meet in our libraries every day to debate and plan the social, cultural and economic future of their communities.

Our cultural and educational programme is designed to underpin literacy and to support lifelong learning. The programme acts as a gateway to the rich resources of the libraries and the community. Our regular events include baby and adult book clubs, storytelling activities, author visits, creative writing sessions, art workshops and exhibitions. New for 2016 was the Write Time series of writing workshops celebrating creativity and writing for adults in Fingal. The Summer Stars and the Battle in the Castle Reading Programmes continued to attract younger readers during 2016 and will run again in 2017.

As part of the Council's programme to commemorate the 1916 Rising, the Libraries Department co-ordinated memorabilia events across the County and programmed a lecture series with talks by historians, genealogists and writers that ran up to May 2016. Local Studies and Archives staff played a key role in the Council's 2016 Centenary Programme, supplying historical data, hosting a series of talks, producing a new Fingal 1916 Oral History Collection, mounting a significant exhibition entitled "Fingal and the Fight for Irish Freedom" and producing an illustrated schools pack on the topic. In 2017 they will manage the digitisation and online publication of a repository of images of



items brought to the three Memorabilia Days held at Malahide, Blanchardstown and Balbriggan.

The Business, Enterprise and Employment Support Centre at Blanchardstown Library entered phase two of the national pilot programme in 2016 with the focus on nascent entrepreneurs and those who are recently unemployed or under employed. The service, which now also operates from Balbriggan Library provides practical support and information, through workshops, talks and networking events, for business start-ups and SME's and for individuals seeking employment and career opportunities. There is also free access to online business databases, to PCs, wi-fi and printing facilities. In partnership with Fingal's Local Enterprise Office, Blanchardstown Library regularly hosts Start Your Own Business courses and fortnightly Business Advice Clinics.

The Europe Direct Information Centre, also based at Blanchardstown Library, continues to focus on the delivery of EU information to citizens and on the stimulation of discussion, debate and feedback on EU topics through cultural events, seminars and workshops.

Fingal's four mobile library vans traverse the County providing books for schools and neighbourhoods. Likewise the housebound service is a welcome visitor at care centres and in the lives of individuals unable to leave their homes. We have made provision in our 2017 revenue budget for the replacement of three of our older mobile vans which have served us well over the last 18 years.

The backbone of our service is our bookstock and we are committed to keeping it up to date and relevant for our readers. A figure of €750,000 has been allocated to the book fund in 2017 and joint procurement processes with other library authorities will ensure that we get best value for money.

Funds have been set aside to start the refurbishment process in 2017 of Skerries Library, a traditional Carnegie building dating back to 1911. The Council is also developing a Civic and Cultural Centre in Swords, which will include a new library and facilities for the arts. This will be a 21<sup>st</sup> Century centre of learning, culture and recreation and an open and welcoming space for all the County's citizens. Findings from public consultation about the Centre, which began in 2015, and which continued with focus groups meetings in 2016, will inform its design.

## **PARKS AND OPEN SPACES**

The 2017 Budget provides for ongoing maintenance of 5,000 acres (2,000 Ha.) of open spaces, regional parks and sporting facilities as key elements of Fingal's Green Infrastructure. Funding is also included for the continued improvement of playing pitches, playgrounds and sports facilities including public golf and pitch and putt courses. The conservation and improvement of Fingal's Biodiversity is also provided for as well as restoration projects such as Bremore Castle. A budget of €400,000 has been provided for minor improvement works in parks and open spaces during 2017.

## HERITAGE PROPERTIES

Improvement works are continuing on heritage properties owned and managed by the Council. These works include major improvements to Swords Castle and Newbridge Demesne. These are being carried out in accordance with the requirements of Conservation Management Planning.

Work will continue on the restoration of Bremeore Castle including the internal fit out of the main building and improvements to the outdoor spaces adjoining the castle.

## BEACHES

The Council is responsible for the maintenance of beaches in Fingal and this is provided for in Budget 2017.

## COMMUNITY, CULTURE & SPORTS DIVISION

The Community, Culture and Sports Division works in partnership with voluntary community groups, agencies and service providers to improve quality of life for the citizens of Fingal. We do this through the provision of community recreation and sports facilities, education programmes, support services and advice and support community efforts.

### Community Development Office:

The focus of the Community Development Office is to develop strong, engaged, integrated communities across Fingal where people are proud to live, where they have access to a range of social, cultural and development opportunities and where they can input into the local decision making processes.

The Community Development Office delivers its community training programmes: Pathways to Participation Programme and the First Steps Programme initiatives in community facilities across the County. The community training programme includes committee skills, community development training and active citizenship. The 2016 Masterclass Programme delivered a session on Data Protection to community leaders. In 2016 The First Steps Programme, which encourages community engagement in pre-development activities, delivered activities including beginners and improver English classes, Failte Isteach, healthy cookery, arts and crafts and relaxation through Tai Chi.

These initiatives will continue to be rolled out across all Fingal community and shared community facilities to community and voluntary groups during 2017. A provision of €100,000 is included in Budget 2017 for this and other community development programmes. We plan to spend €1.1m assisting in the management and operation of the 31 community facilities in Fingal.

Forty-three groups from across Fingal received summer project funding totalling €59,000 with over 4,020 children participating in these projects in 2016. The Activity Funding Scheme has provided €53,000 in financial assistance so far in 2016 to community groups organising activities including environmental enhancement projects, sports activities, publications, local research projects, arts and intercultural activities. In 2016/17 we plan to continue and expand both projects providing a total of €150,000 in

funding. A full review of the funding scheme was started in 2016 and it is intended that an improved scheme will be introduced in 2017.

### **Age Friendly Initiative:**

A provision of €20,000 is included in Budget 2017 for continued work on this Initiative. The Age Friendly Housing sub-committee established by the Alliance is currently engaged in developing a picture of the Housing Needs of Older People in the County which will support the development of a Housing Plan for Older People in Fingal. In addition, the Fingal Disability Network has undertaken to collate Information Directories for Older People in Fingal similar to the Information Directory launched in Skerries in August 2015.

### **Arts Office:**

Fingal County Council actively promotes and fosters the arts and a sum of €120,000 is provided in 2017 for the provision of Arts Grants. These grants support a wide range of cultural activities throughout Fingal, including local annual arts festivals, large musical events, making of films, school arts weeks and also offer cultural support for those with special needs.

The Council's two Arts Centres, Draíocht in Blanchardstown and the Seamus Ennis Arts Centre in Naul continue to prosper and €650,000 is provided for their continued support in 2017.

A provision of €55,000 is included in Budget 2017 for annual events including Spréacha, an international children's theatre festival and Amharic Fingal, music for life, which are initiatives to support emerging arts graduates from Fingal. €81,500 is being provided for our Youth and Education programmes which include Artful Dodgers, a unique early years arts programme in community crèche services, producing new art work and research in partnership with Trinity College Dublin. €47,500 is provided for exhibitions and seminars which complement the broader role of commissioning public artworks throughout Fingal.

The Artists Support Scheme (bursary scheme) will continue in 2017 and is one of the initiatives of the Fingal Arts Plan 2013-17. The objective of this Scheme is to support individual professional artists from Fingal to develop their artistic practice. It allows professional artists to avail of an award towards travel or professional development, a residency, or towards the development of work. The award seeks to provide artists with the time and resources to think, research, reflect and engage with their artistic careers. The fund for 2017 is €40,000.

### **Sports Office:**

The Sports Office plans a number of sporting programmes aimed at increasing participation in sports with specific target groups such as children, youth at risk, disadvantaged groups, women in sport, older adults and people with disabilities. In 2017, we plan to further develop our Sports Conditioning /Sporting Facts programme in primary schools by developing a range of accessible teacher training modules, ongoing assessments and developing an educational/training information website, in addition to introducing a range of coach education and volunteer development training plans. In

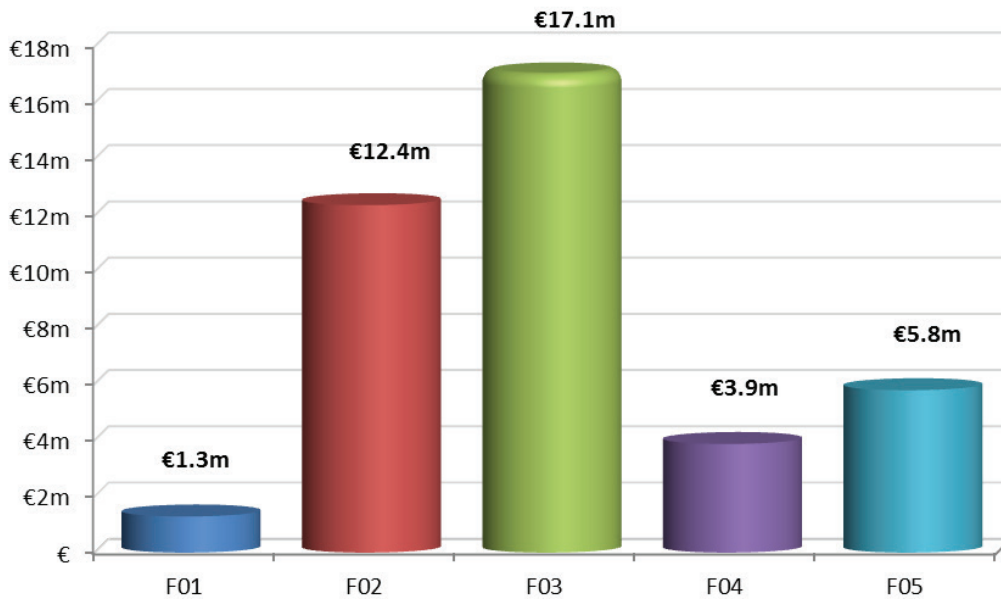
addition, we will continue to offer Safeguarding Children courses to community sports clubs and other related groups. We will continue to run a number of programmes throughout the County and work further on club development programmes through coach education and training workshop seminars. A total of €140,000 is provided for these initiatives in 2017.

In addition to the sporting programmes, €260,000 is being made available in 2017 for partnerships with national and local bodies for developing a range of sports within the County. We also plan to provide €70,000 in Youth Sports (Small) Grants scheme for sports clubs to be launched in the latter half of 2016. It is proposed to increase this to €100,000 in 2017 to include Sports Activity Grants.

## F - Recreation & Amenity

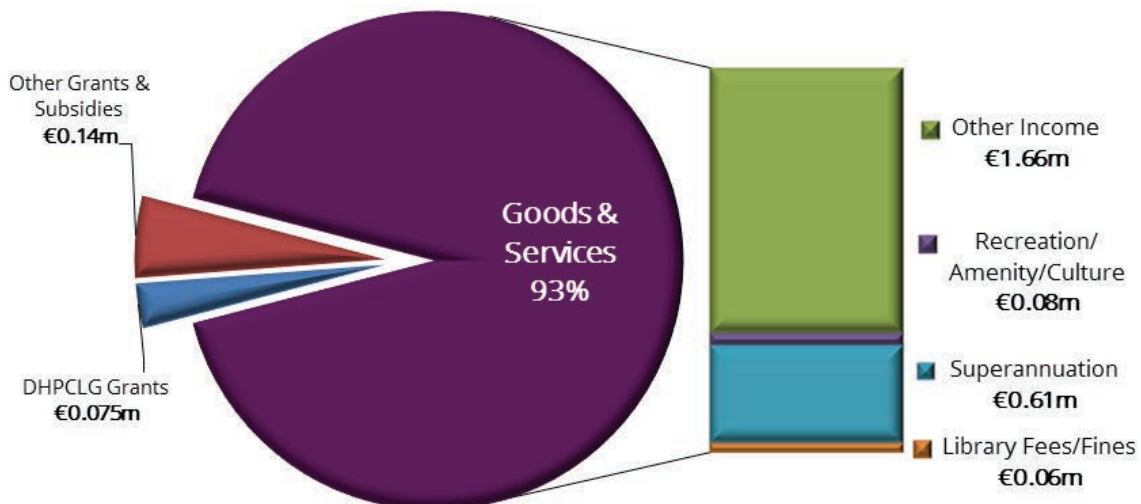
### Expenditure

F01	Leisure Facilities Operations	€1,285,100
F02	Operation of Library and Archival Service	€12,359,000
F03	Outdoor Leisure Areas Operations	€17,051,500
F04	Community Sport and Recreational Development	€3,864,500
F05	Operation of Arts Programme	€5,776,900
		<b>€40,337,000</b>



### Income

DHPCLG Grants	€75,000
Other Grants & Subsidies	€137,000
Other Income	€1,665,400
Recreation/Amenity/Culture	€80,000
Superannuation	€616,900
Library Fees/Fines	€57,600
	<b>€2,631,900</b>



**Table F - Expenditure**

**Division F - Recreation and Amenity**

Expenditure by Service and Sub-Service	2017		2016	
	Adopted by Council	Estimated by Chief Executive	Adopted by Council	Estimated Outturn
	€	€	€	€
F0101 Leisure Facilities Operations	381,300	381,300	1,154,900	1,018,400
F0103 Contribution to External Bodies Leisure Facilities	345,000	345,000	318,000	345,000
F0199 Service Support Costs	558,800	558,800	538,200	490,700
<b>F01 Leisure Facilities Operations</b>	<b>1,285,100</b>	<b>1,285,100</b>	<b>2,011,100</b>	<b>1,854,100</b>
F0201 Library Service Operations	6,503,400	6,503,400	6,159,900	6,102,700
F0202 Archive Service	104,000	104,000	110,600	103,700
F0204 Purchase of Books, CD's etc.	750,000	750,000	750,000	750,000
F0205 Contributions to Library Organisations	-	-	-	-
F0299 Service Support Costs	5,001,600	5,001,600	4,864,800	4,910,100
<b>F02 Operation of Library and Archival Service</b>	<b>12,359,000</b>	<b>12,359,000</b>	<b>11,885,300</b>	<b>11,866,500</b>
F0301 Parks, Pitches & Open Spaces	11,762,200	11,762,200	11,076,100	12,065,200
F0302 Playgrounds	309,400	309,400	438,600	396,100
F0303 Beaches	399,000	399,000	465,600	456,600
F0399 Service Support Costs	4,580,900	4,580,900	4,162,000	4,205,100
<b>F03 Outdoor Leisure Areas Operations</b>	<b>17,051,500</b>	<b>17,051,500</b>	<b>16,142,300</b>	<b>17,123,000</b>
F0401 Community Grants	1,062,600	1,062,600	995,800	1,011,200
F0402 Operation of Sports Hall/Stadium	35,800	35,800	32,500	35,400
F0403 Community Facilities	858,400	858,400	703,900	868,600
F0404 Recreational Development	1,091,000	1,091,000	1,191,000	1,332,600
F0499 Service Support Costs	816,700	816,700	759,800	762,400
<b>F04 Community Sport and Recreational Development</b>	<b>3,864,500</b>	<b>3,864,500</b>	<b>3,683,000</b>	<b>4,010,200</b>
F0501 Administration of the Arts Programme	1,522,400	1,522,400	1,411,600	1,460,400
F0502 Contributions to other Bodies Arts Programme	73,900	73,900	74,600	73,800
F0503 Museums Operations	-	-	-	-
F0504 Heritage/Interpretive Facilities Operations	3,498,800	3,498,800	3,356,100	4,239,900
F0505 Festivals and Concerts	65,000	65,000	65,000	65,000
F0599 Service Support Costs	616,800	616,800	563,200	571,800
<b>F05 Operation of Arts Programme</b>	<b>5,776,900</b>	<b>5,776,900</b>	<b>5,470,500</b>	<b>6,410,900</b>
F0601 Agency & Recoupable Service	-	-	-	-
F0699 Service Support Costs	-	-	-	-
<b>F06 Agency &amp; Recoupable Services</b>	<b>-</b>	<b>-</b>	<b>-</b>	<b>-</b>
<b>F Division Total</b>	<b>40,337,000</b>	<b>40,337,000</b>	<b>39,192,200</b>	<b>41,264,700</b>

**Table F - Income**

**Division F - Recreation and Amenity**

Income by Source	2017		2016	
	Adopted by Council €	Estimated by Chief Executive €	Adopted by Council €	Estimated Outturn €
<b>Government Grants, Subsidies, &amp; LPT</b>				
Arts, Heritage & Gaeltacht	-	-	-	-
Social Protection	-	-	-	-
Housing, Planning, Community & Local Government	75,000	75,000	115,000	179,000
Education and Skills	-	-	-	-
Library Council	-	-	-	-
Arts Council	27,000	27,000	-	27,200
Other Grants & Subsidies	110,000	110,000	138,200	186,500
<b>Total Government Grants, Subsidies, &amp; LPT</b>	<b>212,000</b>	<b>212,000</b>	<b>253,200</b>	<b>392,700</b>
<b>Goods &amp; Services</b>				
Recreation/Amenity/Culture	80,000	80,000	980,000	774,100
Library Fees/Fines	57,600	57,600	79,500	57,600
Agency Services & Repayable Works	-	-	-	-
Superannuation	616,900	616,900	653,000	653,000
Local Authority Contributions	-	-	-	-
Other income	1,665,400	1,665,400	1,569,300	1,801,500
<b>Total Goods &amp; Services</b>	<b>2,419,900</b>	<b>2,419,900</b>	<b>3,281,800</b>	<b>3,286,200</b>
<b>Division 'F' Total</b>	<b>2,631,900</b>	<b>2,631,900</b>	<b>3,535,000</b>	<b>3,678,900</b>

## Division G

### AGRICULTURE, EDUCATION, HEALTH & WELFARE

#### HIGHER EDUCATION GRANTS

Student Grant renewal applications are in line with expectations, at less than 20 for 2016/2017 academic year. The administrative support to deal with these applications is therefore being reduced with an expected non recoupable cost of €10,900. A further €6,500 administrative support cost is non recoupable from the Department of Education and Skills. The Council's expected input for the academic year 2017/2018 onwards will involve 10 students or less.

#### SCHOOL MEALS

A sum of €55,000 (net) is included for the provision of the School Meals Scheme in 2017.

#### OPERATION AND MAINTENANCE OF HARBOURS

This budget of €0.2m covers day to day maintenance at Balbriggan, Skerries, Rush and Loughshinny Harbours and Malahide Slipway.

#### OPERATION OF DOG WARDEN SERVICE

A provision of €236,800 is included in the 2017 Budget to carry out our responsibilities under the Control of Dogs Acts 1986 and 1992. Under these Acts the Council has powers to collect and impound any stray or unlicensed dog.

#### OPERATION OF HORSE SEIZURE SERVICE AND HORSE POUND FACILITY

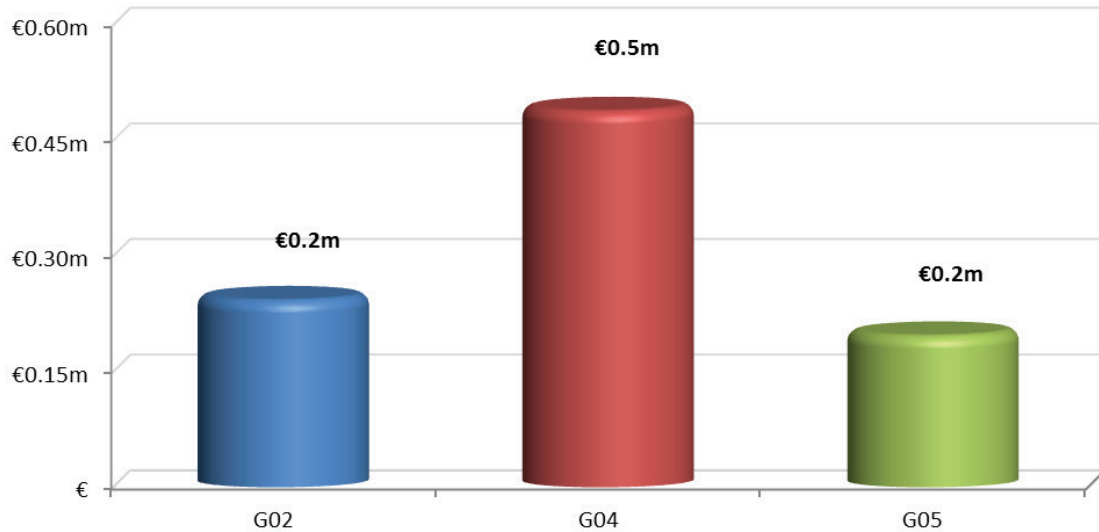
A provision of €139,000 is included in the 2017 Budget to carry out our responsibilities under the Control of Horses Act 1996 which gives the Council powers to collect and impound any stray horse that may cause a danger to people or property or cause a nuisance.



# G - Agriculture, Health & Welfare

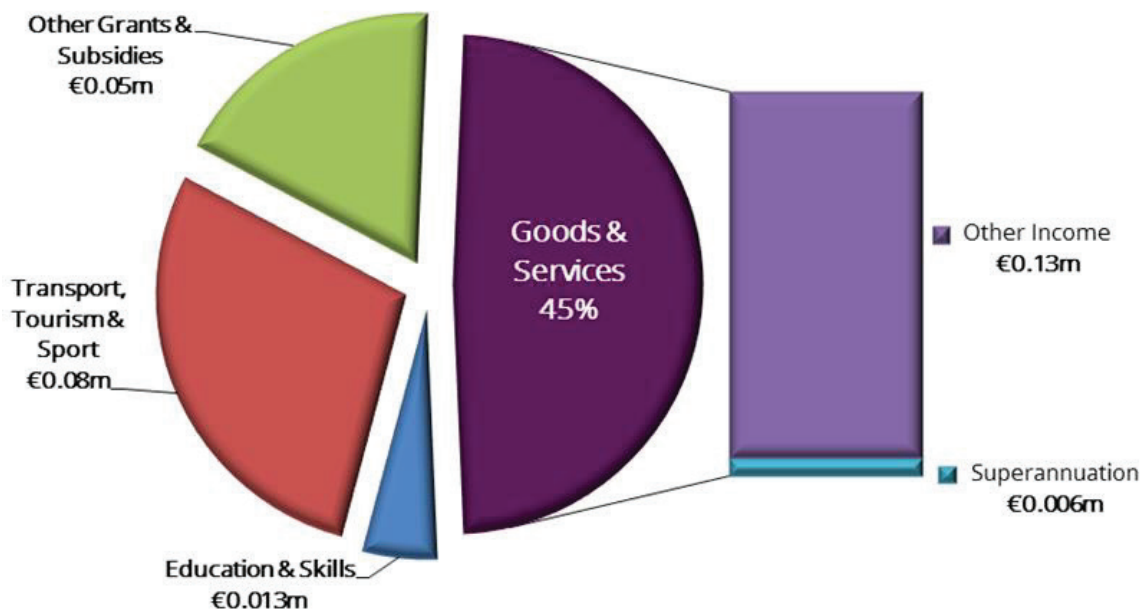
## Expenditure

G02	Operation and Maintenance of Piers and Harbours	€243,700
G04	Veterinary Service	€489,100
G05	Educational Support Services	€197,600
		<b>€930,400</b>



## Income

Education & Skills	€13,500
Transport, Tourism & Sport	€80,000
Other Grants & Subsidies	€50,000
Other Income	€129,500
Superannuation	€6,400
<b>€279,400</b>	



**Table F - Expenditure**

**Division G - Agriculture, Education, Health & Welfare**

Expenditure by Service and Sub-Service	2017		2016	
	Adopted by Council	Estimated by Chief Executive	Adopted by Council	Estimated Outturn
	€	€	€	€
G0101 Maintenance of Land Drainage Areas	-	-	-	-
G0102 Contributions to Joint Drainage Bodies	-	-	-	-
G0103 Payment of Agricultural Pensions	-	-	-	-
G0199 Service Support Costs	-	-	-	-
<b>G01 Land Drainage Costs</b>	<b>-</b>	<b>-</b>	<b>-</b>	<b>-</b>
G0201 Operation of Piers	-	-	-	-
G0203 Operation of Harbours	195,700	195,700	247,900	242,900
G0299 Service Support Costs	48,000	48,000	41,700	41,600
<b>G02 Operation and Maintenance of Piers and Harbours</b>	<b>243,700</b>	<b>243,700</b>	<b>289,600</b>	<b>284,500</b>
G0301 General Maintenance - Coastal Regions	-	-	-	-
G0302 Planned Protection of Coastal Regions	-	-	-	-
G0399 Service Support Costs	-	-	-	-
<b>G03 Coastal Protection</b>	<b>-</b>	<b>-</b>	<b>-</b>	<b>-</b>
G0401 Provision of Veterinary Service	-	-	-	-
G0402 Inspection of Abattoirs etc	30,000	30,000	40,000	46,000
G0403 Food Safety	17,000	17,000	17,000	17,000
G0404 Operation of Dog Warden Service	236,800	236,800	225,100	234,300
G0405 Other Animal Welfare Services (incl Horse Control)	139,000	139,000	137,900	161,800
G0499 Service Support Costs	66,300	66,300	55,200	55,500
<b>G04 Veterinary Service</b>	<b>489,100</b>	<b>489,100</b>	<b>475,200</b>	<b>514,600</b>
G0501 Payment of Higher Education Grants	20,000	20,000	50,000	96,500
G0502 Administration Higher Education Grants	10,900	10,900	25,200	18,200
G0503 Payment of VEC Pensions	-	-	-	-
G0504 Administration VEC Pension	-	-	-	-
G0505 Contribution to VEC	-	-	-	-
G0506 Other Educational Services	5,000	5,000	5,000	2,500
G0507 School Meals	112,300	112,300	119,900	116,800
G0599 Service Support Costs	49,400	49,400	110,600	110,600
<b>G05 Educational Support Services</b>	<b>197,600</b>	<b>197,600</b>	<b>310,700</b>	<b>344,600</b>
G0601 Agency & Recoupable Service	-	-	-	-
G0699 Service Support Costs	-	-	-	-
<b>G06 Agency &amp; Recoupable Services</b>	<b>-</b>	<b>-</b>	<b>-</b>	<b>-</b>
<b>G Division Total</b>	<b>930,400</b>	<b>930,400</b>	<b>1,075,500</b>	<b>1,143,700</b>

**Table F - Income**

**Division G - Agriculture, Education, Health & Welfare**

	2017		2016	
	Adopted by Council €	Estimated by Chief Executive €	Adopted by Council €	Estimated Outturn €
<b>Income by Source</b>				
<b>Government Grants, Subsidies, &amp; LPT</b>				
Arts, Heritage & Gaeltacht	-	-	-	-
Education and Skills	13,500	13,500	43,500	90,000
Housing, Planning, Community & Local Government	-	-	-	-
Transport, Tourism & Sport	80,000	80,000	90,000	80,000
Other Grants & Subsidies	50,000	50,000	50,000	50,000
<b>Total Government Grants, Subsidies, &amp; LPT</b>	<b>143,500</b>	<b>143,500</b>	<b>183,500</b>	<b>220,000</b>
<b>Goods &amp; Services</b>				
Agency Services & Repayable Works	-	-	-	-
Superannuation	6,400	6,400	9,800	9,800
Contributions by other local authorities	-	-	-	-
Other income	129,500	129,500	136,500	150,300
<b>Total Goods &amp; Services</b>	<b>135,900</b>	<b>135,900</b>	<b>146,300</b>	<b>160,100</b>
<b>Division 'G' Total</b>	<b>279,400</b>	<b>279,400</b>	<b>329,800</b>	<b>380,100</b>

## Division H

### MISCELLANEOUS SERVICES

#### **ADMINISTRATION OF RATES**

This service includes the cost of rate collection as well as a provision for a refund of rates on vacant property and bad debt write offs.

In accordance with the provision of Section 31 of the Local Government Act 2014, the Council can, as a reserved function, alter the proportion of rates refunds on vacant premises in local electoral districts.

#### **ELECTORS/VOTERS REGISTRATION**

The County Council compiles the Register of Electors each year and publishes it in accordance with the statutory deadlines. It is anticipated that there will be 185,159 electors on the Draft Register of Electors to be published on 1<sup>st</sup> November 2016.

#### **OPERATION OF MORGUE AND CORONER EXPENSES**

The City and County Coroner provides the Coroners and Inquests function for all of Dublin on an Agency basis. The cost of the service for 2017 is estimated at €420,000.

#### **MEMBERS' EXPENSES**

Statutory Instrument 236 of 2014 provided for a considerable reduction in the allowances for expenses for attending at conferences and training by Elected Members. A sum of €27,000 is provided for conferences and training by Elected Members in 2017.

#### **NON PRINCIPAL PRIVATE RESIDENCE (NPPR) CHARGE**

Income of €1.3m is provided for in Budget 2017 in respect of recovery of arrears of NPPR charges.

#### **SERVICE SUPPORT COSTS**

#### **FINANCING OF COUNCIL OFFICES**

A sum of €4.5m has been allocated to financing arrangements for the Blanchardstown offices and County Hall offices.

#### **INFORMATION TECHNOLOGY**

The Information Technology Department supports the provision of services to citizens, businesses and elected representatives of Fingal through the use of digital technologies.

The Information Technology Department is in the process of implementing a comprehensive restructuring which will continue in 2017 to enable the Department to meet the rapidly changing technology needs of Fingal County Council. In addition, the

Council's aging technology infrastructure is in the process of being replaced to bring it up to date and to increase resilience and this work will continue in 2017.

The following projects are currently underway and will continue in 2017 –

- Server Infrastructure replacement
- Core Network Infrastructure replacement
- Modernising of Council's Data Suites
- HR, Payroll & Superannuation System

Other projects to be progressed in 2017 include –

- National Broadband Plan
- Corporate Reporting
- Council Meeting Management System

The Information Technology Department will continue to maintain and support the information technology and communications infrastructure for Fingal County Council including the Council's data network, server infrastructure, business systems and computing devices.

The Council will continue its active participation in the regional Smart Dublin initiative which aims to drive innovation and collaboration in the use of technology to develop new solutions to identified regional challenges.

## **HUMAN RESOURCES**

Following on from the relaxation of the Government's recruitment moratorium the Human Resources Department has implemented approximately 40 recruitment campaigns throughout 2016, resulting in the recruitment of 50 new staff in varying grades. Staff recruitment will continue in 2017 as the Human Resources Department continues to ensure that sufficient staff are in place to deliver services to the public. We will also continue to implement the Public Service Stability Agreement 2013-2018 and other agreements governing the Local Government Sector.

Work continues on the move of our salaries and wages systems to a shared services environment in Portlaoise in line with national policy and this is being facilitated and supported by the National HRMS IT system.

The Human Resources Department remains committed to ensuring that, through the workplace partnership process Network Fingal, required workplace efficiencies are achieved while maintaining industrial harmony.

## **TRAINING**

The Human Resources Department continues, through the Performance Management and Development system to ensure that the skills, capabilities and competencies of our employees are continually enhanced and updated so that they continue to carry out their roles in a competent and safe manner in a changing work environment.

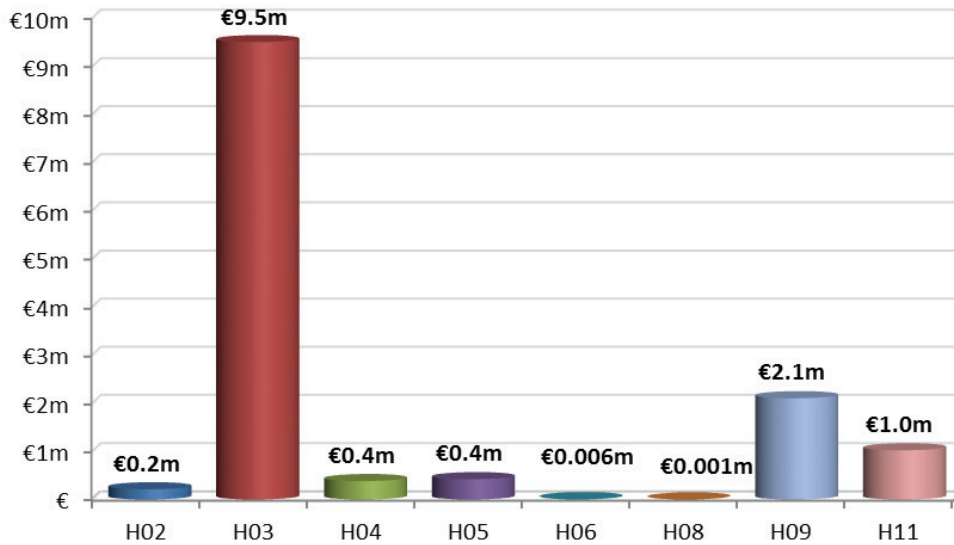
## **OCCUPATIONAL HEALTH & SAFETY**

The Health and Safety Unit continues to implement a rigorous regime of safety inspections and audits in order to ensure the safety of our employees, contractors and also the safety of the public affected by the delivery of our services. The Health & Safety Unit achieved a safety award at the All-Ireland NISO Safety Awards 2016 in recognition of our Safety Management System.

## H – Miscellaneous Services

### Expenditure

H02	Profit & Loss Stores Account	€211,400
H03	Administration of Rates	€9,501,000
H04	Franchise Costs	€382,100
H05	Operation of Morgue and Coroner Expenses	€420,700
H06	Weighbridges	€6,300
H08	Malicious Damage	€600
H09	Local Representation & Civic Leadership	€2,103,300
H11	Agency & Recoupable Services	€1,022,100
		<b>€13,647,500</b>



### Income

DHPCLG Grants	€5,998,500
NPPR	€1,300,000
Other Income	€628,400
Local Authority Contributions	€144,000
Superannuation	€72,600
<b>€8,143,500</b>	

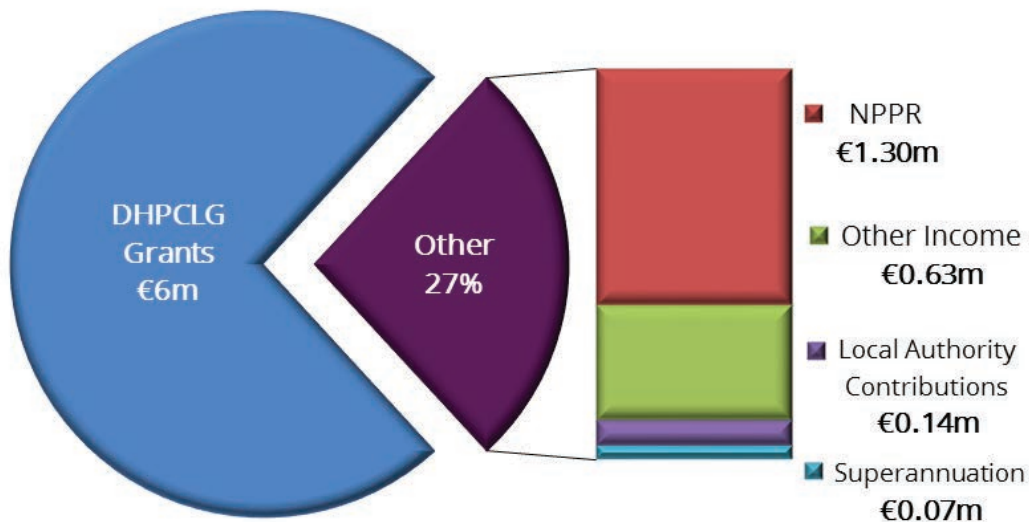


Table F - Expenditure

## Division H - Miscellaneous Services

Expenditure by Service and Sub-Service	2017		2016	
	Adopted by Council	Estimated by Chief Executive	Adopted by Council	Estimated Outturn
	€	€	€	€
H0101 Maintenance of Machinery Service	1,706,700	1,706,700	1,506,700	1,586,700
H0102 Plant and Machinery Operations	(1,706,700)	(1,706,700)	(1,506,700)	(1,586,700)
H0199 Service Support Costs	-	-	-	-
<b>H01 Profit &amp; Loss Machinery Account</b>	<b>-</b>	<b>-</b>	<b>-</b>	<b>-</b>
H0201 Purchase of Materials, Stores	82,900	82,900	96,000	82,900
H0202 Administrative Costs Stores	48,200	48,200	59,600	52,900
H0203 Upkeep of Buildings, Stores	-	-	-	-
H0299 Service Support Costs	80,300	80,300	73,200	73,600
<b>H02 Profit &amp; Loss Stores Account</b>	<b>211,400</b>	<b>211,400</b>	<b>228,800</b>	<b>209,400</b>
H0301 Administration of Rates Office	167,600	167,600	60,000	152,600
H0302 Debt Management Service Rates	756,000	756,000	651,900	742,300
H0303 Refunds and Irrecoverable Rates	7,770,000	7,770,000	8,250,000	8,400,000
H0399 Service Support Costs	807,400	807,400	831,700	848,800
<b>H03 Administration of Rates</b>	<b>9,501,000</b>	<b>9,501,000</b>	<b>9,793,600</b>	<b>10,143,700</b>
H0401 Register of Elector Costs	196,800	196,800	294,500	370,200
H0402 Local Election Costs	-	-	-	-
H0499 Service Support Costs	185,300	185,300	200,100	204,400
<b>H04 Franchise Costs</b>	<b>382,100</b>	<b>382,100</b>	<b>494,600</b>	<b>574,600</b>
H0501 Coroner Fees and Expenses	420,000	420,000	420,000	420,000
H0502 Operation of Morgue	-	-	-	-
H0599 Service Support Costs	700	700	700	700
<b>H05 Operation of Morgue and Coroner Expenses</b>	<b>420,700</b>	<b>420,700</b>	<b>420,700</b>	<b>420,700</b>
H0601 Weighbridge Operations	5,800	5,800	5,600	5,800
H0699 Service Support Costs	500	500	700	700
<b>H06 Weighbridges</b>	<b>6,300</b>	<b>6,300</b>	<b>6,300</b>	<b>6,500</b>
H0701 Operation of Markets	-	-	-	-
H0702 Casual Trading Areas	-	-	-	-
H0799 Service Support Costs	-	-	-	-
<b>H07 Operation of Markets and Casual Trading</b>	<b>-</b>	<b>-</b>	<b>-</b>	<b>-</b>
H0801 Malicious Damage	-	-	900	1,000
H0899 Service Support Costs	600	600	100	100
<b>H08 Malicious Damage</b>	<b>600</b>	<b>600</b>	<b>1,000</b>	<b>1,100</b>



**Table F - Expenditure**

**Division H - Miscellaneous Services**

Expenditure by Service and Sub-Service	2017		2016	
	Adopted by Council	Estimated by Chief Executive	Adopted by Council	Estimated Outturn
	€	€	€	€
H0901 Representational Payments	662,600	662,600	662,600	662,600
H0902 Chair/Vice Chair Allowances	41,000	41,000	42,500	42,500
H0903 Annual Allowances LA Members	340,500	340,500	345,000	336,600
H0904 Expenses LA Members	-	-	-	-
H0905 Other Expenses	-	-	-	-
H0906 Conferences Abroad	8,000	8,000	10,000	5,000
H0907 Retirement Gratuities	-	-	-	-
H0908 Contribution to Members Associations	16,400	16,400	16,000	16,400
H0909 General Municipal Allocation	-	-	-	-
H0999 Service Support Costs	1,034,800	1,034,800	1,041,600	1,048,300
<b>H09 Local Representation &amp; Civic Leadership</b>	<b>2,103,300</b>	<b>2,103,300</b>	<b>2,117,700</b>	<b>2,111,400</b>
H1001 Motor Taxation Operation	-	-	-	-
H1099 Service Support Costs	-	-	-	-
<b>H10 Motor Taxation</b>	<b>-</b>	<b>-</b>	<b>-</b>	<b>-</b>
H1101 Agency & Recoupable Service	242,700	242,700	191,000	141,400
H1102 NPPR	386,000	386,000	228,900	198,300
H1199 Service Support Costs	393,400	393,400	325,700	327,300
<b>H11 Agency &amp; Recoupable Services</b>	<b>1,022,100</b>	<b>1,022,100</b>	<b>745,600</b>	<b>667,000</b>
<b>H Division Total</b>	<b>13,647,500</b>	<b>13,647,500</b>	<b>13,808,300</b>	<b>14,134,400</b>
<b>Overall Total</b>	<b>215,954,100</b>	<b>215,954,100</b>	<b>214,176,700</b>	<b>214,838,300</b>

**Table F - Income**


**Division H - Miscellaneous Services**

Income by Source	2017		2016	
	Adopted by Council €	Estimated by Chief Executive €	Adopted by Council €	Estimated Outturn €
<b>Government Grants, Subsidies, &amp; LPT</b>				
Social Protection	-	-	-	-
Housing, Planning, Community & Local Government	5,998,500	5,998,500	5,339,400	6,135,600
Justice & Equality	-	-	-	-
Agriculture, Food & the Marine	-	-	-	-
Non Dept HFA and BMW	-	-	-	-
Other Grants & Subsidies	-	-	-	-
<b>Total Government Grants, Subsidies, &amp; LPT</b>	<b>5,998,500</b>	<b>5,998,500</b>	<b>5,339,400</b>	<b>6,135,600</b>
<b>Goods &amp; Services</b>				
Agency Services & Repayable Works	-	-	-	-
Superannuation	72,600	72,600	61,100	61,100
NPPR	1,300,000	1,300,000	1,000,000	1,700,000
Contributions by other local authorities	144,000	144,000	144,000	144,000
Other income	628,400	628,400	485,300	1,556,800
<b>Total Goods &amp; Services</b>	<b>2,145,000</b>	<b>2,145,000</b>	<b>1,690,400</b>	<b>3,461,900</b>
<b>Division 'H' Total</b>	<b>8,143,500</b>	<b>8,143,500</b>	<b>7,029,800</b>	<b>9,597,500</b>
<b>Overall Total</b>	<b>94,768,600</b>	<b>94,768,600</b>	<b>92,535,800</b>	<b>94,405,200</b>

# CERTIFICATE


I hereby certify that at the Annual Budget meeting of Fingal County Council held this 8th day of November 2016, the Council by resolution adopted for the financial year ending 31st day of December 2017, the Annual Budget set out in Tables A - F and by resolution determined in accordance with the said budget the rate set out in Table A to be the Annual Rate on Valuation to be levied for that year for the purposes set out in Table A.

Signed



Mayor

Countersigned



Head of Finance

Date

8/11/16.

**Appendix 1****SUMMARY OF CENTRAL MANAGEMENT CHARGE FOR YEAR 2017**

<b>Description</b>	<b>2017</b>	<b>2016</b>
	<b>€</b>	<b>€</b>
Area Office Overhead	-	-
Corporate Affairs Overhead	5,161,300	5,142,300
Corporate Buildings Overhead	11,371,400	11,784,600
Finance Function Overhead	2,419,800	2,135,100
Human Resource Function Overhead	4,300,800	4,175,700
IT Services Overhead	4,762,700	4,581,100
Print & Post Room Service Overhead	-	-
Pension & Lump Sum Overhead	13,846,400	13,604,400
<b>Total Expenditure Allocated to Services</b>	<b>41,862,400</b>	<b>41,423,200</b>

Appendix 2		
SUMMARY OF LOCAL PROPERTY TAX ALLOCATION FOR YEAR 2017		
Description	2017	2017
	€	€
<b>Discretionary</b>		
Discretionary Local Property Tax (Table A)	5,605,200	
	<u>                    </u>	<b>5,605,200</b>
<b>Self Funding - Revenue Budget</b>		
Housing & Building	2,500,000	
Roads, Transport, & Safety	3,914,400	
	<u>                    </u>	<b>6,414,400</b>
<b>Total Local Property Tax - Revenue Budget</b>		<u><b>12,019,600</b></u>
<b>Self Funding - Capital Budget</b>		
*Housing & Building	12,757,000	
Roads, Transport, & Safety	-	
	<u>                    </u>	<u><b>12,757,000</b></u>
<b>Total Local Property Tax Allocation (Post Variation)</b>		<b>24,776,600</b>

\*The split of the self-funding requirement is based on the Department of Public Expenditure and Reform's classification of current and capital. However, this does not align with local authority treatment in some cases e.g. Private Housing Grants, Land Aggregation Scheme. Accordingly, the Housing Capital LPT allocation includes some elements of self-funding which are classified as revenue in this Budget, the element of LPT for these schemes is not known at this stage. However, the budget has been prepared on the basis that funding for these schemes will be fully funded either through LPT or Central Government funding.


## Notes

---





County Hall, Main Street,  
Swords, Co. Dublin K67 X8Y2

 +353 (0) 1 890 5000

 [finance@fingal.ie](mailto:finance@fingal.ie)

 [www.fingal.ie](http://www.fingal.ie)

